

**NATIONAL
ARCHIVES
MICROFILM
PUBLICATIONS**

MICROCOPY

33

ROLL

6

NATIONAL ARCHIVES MICROFILM PUBLICATIONS

Microcopy No. 33

POPULATION SCHEDULES OF THE
FOURTH CENSUS OF THE UNITED STATES

1820

Roll 6

Georgia

Volume 1



THE NATIONAL ARCHIVES
NATIONAL ARCHIVES AND RECORDS SERVICE
GENERAL SERVICES ADMINISTRATION

Washington: 1958

NATIONAL ARCHIVES MICROFILM PUBLICATIONS

INTRODUCTION¹

On the 142 rolls of this microcopy are reproduced the population schedules of the Fourth Census (1820) of the United States. The schedules for each State or Territory are bound in one or more volumes. Those for the States of Alabama and New Jersey and the Territories of Arkansas and Missouri were not transferred to the National Archives from the Bureau of the Census and appear to have been lost many years ago. The volumes, each of which has been microcopied on a separate roll, are arranged alphabetically by name of State, Territory, and the District of Columbia, and thereunder by volume number. They are distributed among the numbered rolls of this microcopy as follows:

<u>State or Territory</u>	<u>Roll Nos.</u>
Connecticut	1-3
Delaware	4
District	5
Georgia	6-10
Illinois	11-12
Indiana	13-15
Kentucky	16-29
Louisiana	30-32
Maine	33-39
Maryland	40-46
Massachusetts	47-55
Michigan	56
Mississippi	57-58
New Hampshire	59-61
New York	62-79
North Carolina	80-85
Ohio	86-95
Pennsylvania	96-114
Rhode Island	115-117
South Carolina	118-121
Tennessee	122-125
Vermont	126-128
Virginia	129-142

¹This introduction is repeated without change on each roll of the microcopy. On each roll there is also reproduced an introductory note containing a table of contents and information pertinent only to the schedules reproduced on that roll.

The information in the schedules is presented under the names of heads of families. A statistical distribution is given for members of each family by race (including a distinction between free and slave Negroes), sex, and age group. Alongside the name of each head of a family certain statistical information is recorded in the vertical columns running from left to right across a schedule. The first 11 columns record the age-group distribution of white males (under 10, 10-15, 16-18, 16-25, 26-44, and 45 and over) and of white females (under 10, 10-15, 16-25, 26-44, and 45 and over). The 12th column gives the number of foreigners not naturalized; the 13th, 14th, and 15th columns show occupational classification (agriculture, commerce, and manufactures). The 16th to 19th, 20th to 23d, 24th to 27th, and 28th to 31st columns furnish, respectively, the age-group distribution of male slaves, female slaves, free male Negroes and free female Negroes (under 14, 14-25, 26-44, and 45 and over). The 32d column, which is the last, is headed "All other persons except Indians not taxed." The only names, therefore, that appear in the schedules are of heads of families or of persons who were not enumerated within a family or household unit. Because printed forms were not generally used, all or part of the schedules of some localities carry less than the prescribed 32 columns. This apparently occurred in instances where no enumeration was made of persons belonging to groups ordinarily listed under these missing columns, or where the number of persons belonging to these groups was so small that they were listed numerically or by name at the end of the schedules of the locality in which they were enumerated.

Column headings generally do not appear on the schedules themselves but are found at frequent intervals in a volume, usually at the beginning or end of the schedules of a subdivision.

Recapitulations of totals appear at intervals throughout the schedules. These recapitulations were printed in summary form in the Census for 1820, Published by Authority of an Act of Congress, Under the Direction of the Secretary of State (Washington, 1821). This publication, a copy of which is in the National Archives, includes (1) totals of columnar statistical data carried in the schedules for the respective enumeration districts, (2) totals for each county, town, township, city, borough, and parish, and for some wards, (3) totals of columnar statistical data for the entire United States, including Territories, and (4) texts of documents relating to the taking of this census.

Occasionally affidavits attesting to the posting of the returns have been inscribed on or attached to the schedules, and these affidavits have been photographed as they occur in the volumes. Blank pages and occasional manufacturing schedules, inadvertently bound in the volumes, have not been photographed.

NATIONAL ARCHIVES MICROFILM PUBLICATIONS

The original arrangement of a few of the schedules, which was disturbed when they were bound into volumes, has been largely restored on the microcopy.

Although more than one set of numbers often appears on the schedules, the system of numbering, whether stamped or written, followed in preparing a table of contents for any particular volume is generally that which (1) runs consecutively from beginning to end of the volume, and (2) appears to be consistent with the numbering in other volumes for the same State. Occasionally a schedule is unnumbered.

In the case of entries relating to a single family and appearing on two facing pages both pages have usually been photographed on the same frame of the microcopy. This applies likewise to entries running vertically across two facing pages. All of the schedules are so reproduced on the microfilm that they occupy a normal reading position although many of them were bound otherwise in the volumes.

These schedules are part of a body of records in the National Archives designated as Record Group 29, Records of the Bureau of the Census.

NATIONAL ARCHIVES MICROFILM PUBLICATIONS

SCHEDULES FOR THE STATE OF GEORGIA

The 5 volumes of schedules for 44 counties of Georgia are reproduced on Rolls 6-10 of this microfilm publication. Schedules for Franklin, Rabun, and Twiggs Counties, listed in the Census for 1820 (cited in the preceding introduction) and in the State recapitulation (in volume 2), are missing. On pages 311-316 of volume 2 (reproduced on Roll 7), the recapitulation for the State shows totals for each county except Elbert and Rabun. The schedules for the 44 counties are distributed among the rolls as follows:

Appling	6	Jefferson	10
Baldwin	6	Jones	7
Bryan	7	Laurens	9
Bulloch	7	Liberty	8
Burke	8	Lincoln	7
Camden	8	Madison	9
Chatham	8	McIntosh	9
Clarke	8	Montgomery	9
Columbia	7	Morgan	10
Early	7	Oglethorpe	7
Effingham	7	Pulaski	9
Elbert	8	Putnam	9
Emanuel	6	Richmond	7
Glynn	7	Screven	7
Greene	8	Tattnall	9
Gwinnett	8	Telfair	10
Habersham	6	Walton	10
Hall	6	Warren	7
Hancock	7	Washington	9
Irwin	6	Wayne	9
Jackson	8	Wilkes	9
Jasper	6	Wilkinson	9

NATIONAL ARCHIVES MICROFILM PUBLICATIONS

NOTES ON ROLL 6

Reproduced on this roll is the first Georgia volume, which has the following backstrip title: "Fourth / Census / 1820 / Population / 1 / Georgia / Appling / Baldwin / Emanuel / Habersham / Hall / Irwin / Jasper." The volume contains schedules for the counties named.

The table of contents below shows the page where the schedules begin for each county and other subdivision. Column totals or recapitulations are at the end of the schedules for each county except Baldwin and Hall Counties. Free Negro heads of families resident in Appling County are separately enumerated on page 15. The references in the table of contents are to numbers stamped usually on successive pages of the schedules. Where pages to be filmed were not numbered, penciled "A" and "B" numbers have been added.

Appling County	3
Baldwin County	18
Milledgeville	54
Emanuel County	78
Habersham County	113
Hall County	126
Irwin County	163
Jasper County	170
Monticello	170

The volume ends with page 267.

1
C 119954
CBA

FOURTH CENSUS

1820

POPULATION

GEORGIA

APPLING

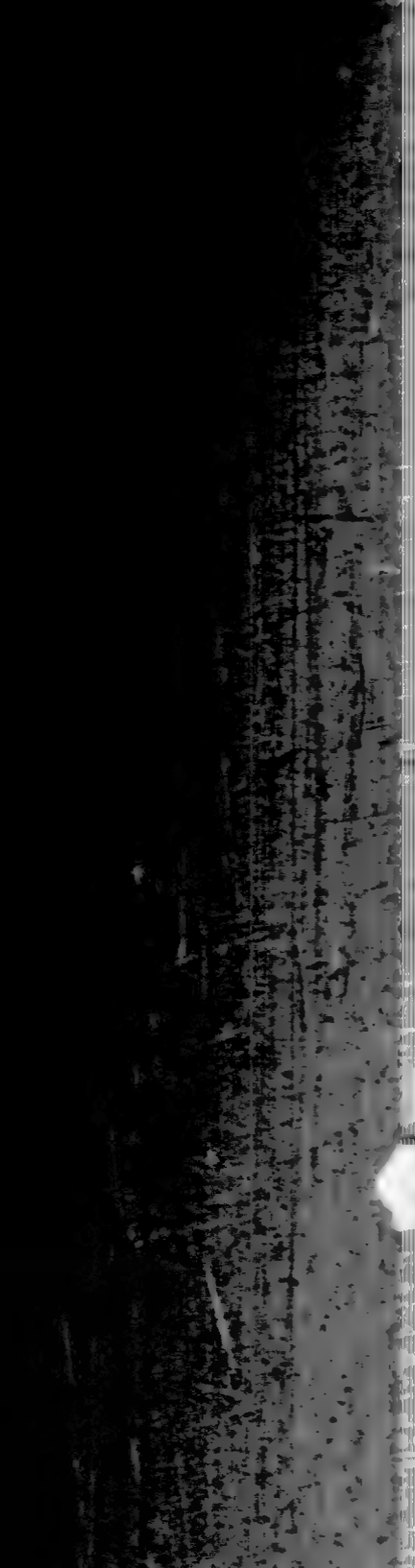
18
 19
 20
 21
 22
 23
 24
 25
 26
 27
 28
 29
 30
 31
 32
 33
 34
 35
 36
 37
 38
 39
 40
 41
 42
 43
 44
 45
 46
 47
 48
 49
 50
 51
 52
 53
 54
 55
 56
 57
 58
 59
 60
 61
 62
 63
 64
 65
 66
 67
 68
 69
 70
 71
 72
 73
 74
 75
 76
 77
 78
 79
 80
 81
 82
 83
 84
 85
 86
 87
 88
 89
 90
 91
 92
 93
 94
 95
 96
 97
 98
 99
 100

100

101
 102
 103
 104
 105
 106
 107
 108
 109
 110
 111
 112
 113
 114
 115
 116
 117
 118
 119
 120
 121
 122
 123
 124
 125
 126
 127
 128
 129
 130
 131
 132
 133
 134
 135
 136
 137
 138
 139
 140
 141
 142
 143
 144
 145
 146
 147
 148
 149
 150
 151
 152
 153
 154
 155
 156
 157
 158
 159
 160
 161
 162
 163
 164
 165
 166
 167
 168
 169
 170
 171
 172
 173
 174
 175
 176
 177
 178
 179
 180
 181
 182
 183
 184
 185
 186
 187
 188
 189
 190
 191
 192
 193
 194
 195
 196
 197
 198
 199
 200

201
 202
 203
 204
 205
 206
 207
 208
 209
 210
 211
 212
 213
 214
 215
 216
 217
 218
 219
 220
 221
 222
 223
 224
 225
 226
 227
 228
 229
 230
 231
 232
 233
 234
 235
 236
 237
 238
 239
 240
 241
 242
 243
 244
 245
 246
 247
 248
 249
 250
 251
 252
 253
 254
 255
 256
 257
 258
 259
 260
 261
 262
 263
 264
 265
 266
 267
 268
 269
 270
 271
 272
 273
 274
 275
 276
 277
 278
 279
 280
 281
 282
 283
 284
 285
 286
 287
 288
 289
 290
 291
 292
 293
 294
 295
 296
 297
 298
 299
 300

301
 302
 303
 304
 305
 306
 307
 308
 309
 310
 311
 312
 313
 314
 315
 316
 317
 318
 319
 320
 321
 322
 323
 324
 325
 326
 327
 328
 329
 330
 331
 332
 333
 334
 335
 336
 337
 338
 339
 340
 341
 342
 343
 344
 345
 346
 347
 348
 349
 350
 351
 352
 353
 354
 355
 356
 357
 358
 359
 360
 361
 362
 363
 364
 365
 366
 367
 368
 369
 370
 371
 372
 373
 374
 375
 376
 377
 378
 379
 380
 381
 382
 383
 384
 385
 386
 387
 388
 389
 390
 391
 392
 393
 394
 395
 396
 397
 398
 399
 400



Apprentice

- John Green 1 1
- John Green 2 1
- John Green 0 1
- John Green
- John Green
- John Green
- John Green
- John Green
- John Green
- John Green
- John Green
- John Green
- John Green
- John Green
- John Green

1	1								
2	1	1							
0	1			4			1		3
				1			1		1
				5					
				2					
							1		

Apprentice

- Archibald Miller 1 2 1 2 1
- John Green
- John Green
- John Green
- Elyah Green
- John Green
- John Green
- John Green
- John Green
- John Green
- John Green
- John Green
- John Green
- John Green
- John Green
- John Green

1	2	1	2	1					

227 64 129 39 29 231 125 193 90 92 358

FOURTH CENSUS

1870

GEORGIA

SALDWIN

Schedule of the numbers

Males

Females

Name of Family	Males					Females					Total
	18	25	45	45	18	18	25	45	18		
Mr. Alfred	1	2			1				1		
Mr. A. W. B.	1				1				1		
Charles Smith	1								1		
Robert H. Hill	1				1				1		
Mr. A. B. C.											
John H. K.	1				1				1		
Mr. D. E. F.	2								2		
Wm. G. H.	2								2		
Mr. I. J. K.											
John L. M.	3				1				3		
Mr. N. O. P.	2								2		
John Q. R.	2								2		
Robert S. T.					1				1		
John U. V.					2				2		
George W. X.					1				1		
Mr. Y. Z.	1				1				2		
John A. B.											
Mr. C. D.	3				1				3		
Mr. E. F.	3				2				3		
John G. H.											
Mr. I. J.	1				2				1		
John K. L.	2				1				2		
Mr. M. N.					4				4		
John O. P.	1				1				3		
George Q. R.					1				1		
Mr. S. T.	1				2				3		
John U. V.	2				1				2		
Mr. W. X.					1				1		
John Y. Z.					1				1		
Mr. A. B.					1				1		

within the County of Baldwin

Name of Family	Males					Females					Total
	18	25	45	45	18	18	25	45	18		
Mr. A. B.	1				1				1		
John C. D.											
Mr. E. F.	2								2		
John G. H.					1				1		
Mr. I. J.	3				1				3		
John K. L.	2								2		
Mr. M. N.											
John O. P.	1				1				2		
Mr. Q. R.	3				2				3		
John S. T.											
Mr. U. V.	1				2				1		
John W. X.	2				1				2		
Mr. Y. Z.											
John A. B.	3				1				3		
Mr. C. D.	2								2		
John E. F.					1				1		
Mr. G. H.	1				2				3		
John I. J.	2				1				2		
Mr. K. L.											
John M. N.	3				1				3		
Mr. O. P.	2								2		
John Q. R.					1				1		
Mr. S. T.	1				2				3		
John U. V.	2				1				2		
Mr. W. X.											
John Y. Z.	3				1				3		
Mr. A. B.	2								2		
John C. D.					1				1		
Mr. E. F.	1				2				3		
John G. H.	2				1				2		
Mr. I. J.											
John K. L.	3				1				3		
Mr. M. N.	2								2		
John O. P.					1				1		
Mr. Q. R.	1				2				3		
John S. T.	2				1				2		
Mr. U. V.											
John W. X.	3				1				3		
Mr. Y. Z.	2								2		
John A. B.					1				1		
Mr. C. D.	1				2				3		
John E. F.	2				1				2		
Mr. G. H.											
John I. J.	3				1				3		
Mr. K. L.	2								2		
John M. N.					1				1		
Mr. O. P.	1				2				3		
John Q. R.	2				1				2		
Mr. S. T.											
John U. V.	3				1				3		
Mr. W. X.	2								2		
John Y. Z.					1				1		
Mr. A. B.	1				2				3		
John C. D.	2				1				2		
Mr. E. F.											
John G. H.	3				1				3		
Mr. I. J.	2								2		
John K. L.					1				1		
Mr. M. N.	1				2				3		
John O. P.	2				1				2		
Mr. Q. R.											
John S. T.	3				1				3		
Mr. U. V.	2								2		
John W. X.					1				1		
Mr. Y. Z.	1				2				3		
John A. B.	2				1				2		
Mr. C. D.											
John E. F.	3				1				3		
Mr. G. H.	2								2		
John I. J.					1				1		
Mr. K. L.	1				2				3		
John M. N.	2				1				2		
Mr. O. P.											
John Q. R.	3				1				3		
Mr. S. T.	2								2		
John U. V.					1				1		
Mr. W. X.	1				2				3		
John Y. Z.	2				1				2		
Mr. A. B.											
John C. D.	3				1				3		
Mr. E. F.	2								2		
John G. H.					1				1		
Mr. I. J.	1				2				3		
John K. L.	2				1				2		
Mr. M. N.											
John O. P.	3				1				3		
Mr. Q. R.	2								2		
John S. T.					1				1		
Mr. U. V.	1				2				3		
John W. X.	2				1				2		
Mr. Y. Z.											
John A. B.	3				1				3		
Mr. C. D.	2								2		
John E. F.					1				1		
Mr. G. H.	1				2				3		
John I. J.	2				1				2		
Mr. K. L.											
John M. N.	3				1				3		
Mr. O. P.	2								2		
John Q. R.					1				1		
Mr. S. T.	1				2				3		
John U. V.	2				1				2		
Mr. W. X.											
John Y. Z.	3				1				3		
Mr. A. B.	2								2		
John C. D.					1				1		
Mr. E. F.	1				2				3		
John G. H.	2				1				2		
Mr. I. J.											
John K. L.	3				1				3		
Mr. M. N.	2								2		
John O. P.					1				1		
Mr. Q. R.	1				2				3		
John S. T.	2				1				2		
Mr. U. V.											
John W. X.	3				1				3		
Mr. Y. Z.	2								2		
John A. B.					1				1		
Mr. C. D.	1				2				3		
John E. F.	2				1				2		
Mr. G. H.											
John I. J.	3				1				3		
Mr. K. L.	2								2		
John M. N.					1				1		
Mr. O. P.	1				2				3		
John Q. R.	2				1				2		
Mr. S. T.											
John U. V.	3				1				3		
Mr. W. X.	2								2		
John Y. Z.					1				1		
Mr. A. B.	1				2				3		
John C. D.	2				1				2		
Mr. E. F.											
John G. H.	3				1				3		
Mr. I. J.	2								2		
John K. L.					1				1		
Mr. M. N.	1				2				3		
John O. P.	2				1				2		
Mr. Q. R.											
John S. T.	3				1				3		
Mr. U. V.	2								2		
John W. X.					1				1		
Mr. Y. Z.	1				2				3		
John A. B.	2				1				2		
Mr. C. D.											
John E. F.	3				1				3		
Mr. G. H.	2										

Schedule of the number of
whites

Names of Heads of Families	Males					Females					Total	Total	
	14	18	20	45	59	11	11	21	45	59			
Jas. Hill	26	104	30	108	135	51	255	102	134	99	50	7	253
Mason Marcus	"	"	"	"	"	"	"	1	"	1	"	1	"
Mishac McGinly	"	"	"	1	"	"	"	1	"	"	"	1	"
Susan Rice	"	"	"	"	"	"	"	1	"	"	"	1	"
David Cox	"	"	1	"	1	"	"	1	"	1	"	1	"
John A. Robertson	"	"	1	1	1	1	2	"	"	1	"	3	"
Wm. Robertson	"	"	"	1	"	1	1	"	"	"	"	1	"
Solomon Robertson	1	"	"	1	"	1	1	"	"	"	"	1	"
Isaac Dadd	3	1	"	"	1	"	1	"	1	"	"	1	"
An. Burr Hedding	1	1	"	1	1	2	"	1	"	"	"	8	"
James Thompson	3	"	"	1	"	"	1	"	"	"	"	2	"
John M. Evenden	"	"	"	1	"	"	1	"	"	"	"	5	"
Abraham Ayers	3	"	"	2	"	1	1	"	"	"	"	7	"
Elizabeth Moore	2	1	"	1	"	3	1	"	1	"	"	15	"
James Ten	3	"	"	1	"	1	"	1	"	"	"	"	"
Cooper Long	"	"	"	"	1	1	"	2	1	"	"	7	"
Samuel Hill	1	1	1	1	1	"	2	"	2	"	"	"	"
Lewis M. Lewis	2	"	"	1	"	1	1	"	"	"	"	4	"
Wm. Middle	1	"	"	1	"	"	1	"	"	"	"	"	"
Thomas Mills	2	"	"	"	1	"	2	"	1	"	"	1	"
William L. Hooper	2	2	"	1	1	"	"	1	"	"	"	14	"
Benjamin Leonard	"	"	"	1	1	"	1	"	1	"	"	1	"
Wm. Langford	1	"	"	"	"	"	1	"	"	"	"	1	"
Jas. P. Lezier	1	"	"	1	"	"	1	"	"	"	"	4	"
Francis Myhrie	"	"	"	1	1	"	"	"	"	"	"	20	"
Ellis Murray	1	"	"	1	"	4	1	"	"	"	"	1	"
William Cook	3	"	"	1	"	3	"	1	"	"	"	1	"
Wm. Hightower	"	"	"	1	"	"	1	"	"	"	"	1	"
Horah. Hinman	3	1	"	"	"	"	"	1	"	"	"	3	"

269 104 30 108 135 51 255 102 134 99 50 7 253
 33 148 67 227 102 52 140 57 104 51 104 51

Persons residing within the County of Baldwin

	Slaves					Free persons of color					all other persons except free persons of color		
	Males		Females			Males		Females					
	14	20	42	27	14	20	45	45	44	25	45	45	45
	"	"	"	"	2	"	"	"	"	"	"	"	"
	"	"	"	"	2	"	"	"	"	"	"	"	"
	"	"	"	"	"	"	"	"	"	"	"	"	"
	"	"	1	"	7	"	"	"	"	"	"	"	"
	3	1	"	1	"	1	"	"	"	"	"	"	"
	"	"	"	"	"	"	"	"	"	"	"	"	"
	1	"	"	"	"	"	"	"	"	"	"	"	"
	1	"	"	"	2	"	1	"	"	"	"	"	"
	"	"	"	"	"	"	"	"	"	"	"	"	"
	"	1	2	1	"	1	2	"	"	"	"	"	"
	"	2	1	"	"	"	"	"	"	"	"	"	"
	1	3	"	2	1	"	2	"	"	"	"	"	"
	2	2	"	"	4	1	1	"	"	"	"	"	"
	"	"	"	"	1	"	1	"	"	"	"	"	"
	1	"	1	"	2	1	1	"	"	"	"	"	"
	"	"	"	"	"	"	"	"	"	"	"	"	"
	2	1	1	"	7	1	1	"	"	"	"	"	"
	"	"	"	"	"	"	"	"	"	"	"	"	"
	1	2	4	"	7	3	3	"	"	"	"	"	"
	"	"	"	"	"	"	"	"	"	"	"	"	"
	1	1	1	1	2	2	"	"	"	"	"	"	"
	"	3	3	"	3	3	0	1	"	"	"	"	"
	"	"	"	"	"	"	"	"	"	"	"	"	"
	"	1	"	"	"	1	"	"	"	"	"	"	"
	"	"	"	"	"	"	"	"	"	"	"	"	"
	"	"	"	"	"	"	"	"	"	"	"	"	"

226
269

Schedule of the number of
Whites

Males Females

Names of Heads of Families	Males					Females					Total
	10	15	20	25	30	10	15	20	25	30	
Jemimah Bridge	1			2	1	2	1	1			7
Wm. Ball	3	1			1	2	1				2
Obadiah Morris					1					1	3
Jemimah Morris	1			1		2	1				1
Wm. M. Gentry	2			1						1	1
Robert M. Gentry			1		1					1	4
Samuel H. Kirk	1	1			1	2		1			1
Jesse Hely	4			1		2			1		2
Wm. C. Tester			1								2
Jed. Saylor	1			1		4	1		1		1
Jas. Mullett	3		1	1		1	2		1		8
Rich. Kelpatrick				1		1		1			2
Lucas Cook	2			1	1	1	1		1		1
Bury. Ebb	1	1	2		1		1		1		3
Hyman M. Deramus				1		2		1			1
Walter J. Jenkins	1			1				1			5
Jas. Lowell	1		1	1	1	1	3	1	1		1
David G. Northam			1					1			6
Elizabeth Steel	1						1			1	
Lucas H. Linnond			1					1			
Bury Jenkins	3			1					1		5
Thos. Elmer	3	2		1	1		2		1		3
Stephen Clement			1		1				1		8
John L. Stewart			1			1		1			1
Radwulader Sims	4	1	1		1	2	2		1		14
John Cratton					1	3	2		1		1
Cannon R. Rodger	1			1				1			5
Archy Northam			1			1	1				6
Daniel Lee	3				1	4	2		1		1
	303	117	39	135	163	77	266	128	164	132	177

Persons residing within the County of Malden

Slaves Free persons of color

Males Females Males Females

Names of Heads of Families	Slaves				Free persons of color				Total
	10	15	20	25	10	15	20	25	
Jemimah Bridge	1	2			1	1			4
Wm. Ball									
Obadiah Morris	3	1			3				4
Jemimah Morris									
Wm. M. Gentry			1						1
Robert M. Gentry	1	2			3	2		1	6
Samuel H. Kirk									
Jesse Hely								1	1
Wm. C. Tester			1					1	2
Jed. Saylor									
Jas. Mullett	3	1	1	1	2	1	1	1	8
Rich. Kelpatrick					1				2
Lucas Cook			1						1
Bury. Ebb									
Hyman M. Deramus									
Walter J. Jenkins					3	3			6
Jas. Lowell					1				1
David G. Northam		1	1	1	3	1	1		6
Elizabeth Steel					1				1
Lucas H. Linnond									
Bury Jenkins	1				1	2			3
Thos. Elmer					1	1			2
Stephen Clement	1	2	2		3	3		1	9
John L. Stewart									
Radwulader Sims	7	3	3		3	1	2		16
John Cratton									
Cannon R. Rodger		1			2	3	1	1	5
Archy Northam	3	1			2	2			8
Daniel Lee									
	30	10	10	10	10	10	10	10	10

2995
3300

Schedule of the number of Whites

Names of Heads of Families	Males					Females					Total	Color	Remarks	
	10	15	20	25	30	35	40	45	50	55				
Saml. Grant	1	1	1	1	1	1	1	1	1	1	1	1	1	
Wm Maddox	1	1	1	1	1	1	1	1	1	1	1	1	1	
John Maddox	1	1	1	1	1	1	1	1	1	1	1	1	1	
Jacob Tucker	1	1	1	1	1	1	1	1	1	1	1	1	1	
Cuzzy Allen	1	2	1	1	1	1	1	1	1	1	1	1	3	
Edwards Brown	1	1	1	1	1	1	1	1	1	1	1	1	5	
Elizabeth Sings	1	1	1	1	4	3	1	1	1	1	1	1	5	
John J. Brown	1	1	1	1	1	1	1	1	1	1	1	1	1	
John Oles	1	1	1	1	1	1	1	1	1	1	1	1	1	
Arthur Bailey	1	1	1	1	1	1	1	1	1	1	1	1	5	
Jas. Montgomery	1	1	1	1	1	1	1	1	1	1	1	1	2	
Benj. Birns	2	1	1	1	5	2	1	1	1	1	1	1	2	
Nancy Islands	1	2	1	1	1	1	1	1	1	1	1	1	1	
Wm. McGhee	1	1	1	1	1	1	1	1	1	1	1	1	27	
Jas. Cushing	1	1	2	1	1	1	2	1	1	1	1	1	2	
Spencer Moore	3	1	1	1	1	3	2	1	1	1	1	1	1	
John Wilson	1	1	1	1	1	1	1	1	1	1	1	1	3	
Braunton Board	1	1	1	1	1	1	1	1	1	1	1	1	10	
Joseph Rona	1	1	1	1	1	1	1	1	1	1	1	1	1	
Royal Lockett	1	1	1	1	1	1	1	1	1	1	1	1	4	
Washington Curdun	2	1	1	1	1	1	1	1	1	1	1	1	1	
John Cullway	1	1	1	1	1	1	1	1	1	1	1	1	2	
Obad Britt	2	1	1	1	1	1	1	1	1	1	1	1	1	
George McKenny	1	1	1	1	1	1	1	1	1	1	1	1	1	
Elephant Moore	2	1	1	1	1	2	1	1	1	1	1	1	2	
Jas. Lubose	1	1	1	1	1	1	1	1	1	1	1	1	3	
Wm. Borland	1	1	1	1	1	1	1	1	1	1	1	1	1	
Joseph J. Simpson	1	1	1	1	1	1	1	1	1	1	1	1	1	
John Bozeman	1	1	1	1	1	1	1	1	1	1	1	1	4	

394 142 44 150 189 108 322 151 108 108 108 108 108 108 108

Persons residing within the County of Baldwin

Names of Heads of Families	Males					Females					Total	Color	Remarks	
	10	15	20	25	30	35	40	45	50	55				
Saml. Grant	1	1	1	1	1	1	1	1	1	1	1	1	1	
Wm Maddox	1	1	1	1	1	1	1	1	1	1	1	1	1	
John Maddox	1	1	1	1	1	1	1	1	1	1	1	1	1	
Jacob Tucker	1	1	1	1	1	1	1	1	1	1	1	1	1	
Cuzzy Allen	1	2	1	1	1	1	1	1	1	1	1	1	3	
Edwards Brown	1	1	1	1	1	1	1	1	1	1	1	1	5	
Elizabeth Sings	1	1	1	1	4	3	1	1	1	1	1	1	5	
John J. Brown	1	1	1	1	1	1	1	1	1	1	1	1	1	
John Oles	1	1	1	1	1	1	1	1	1	1	1	1	1	
Arthur Bailey	1	1	1	1	1	1	1	1	1	1	1	1	5	
Jas. Montgomery	1	1	1	1	1	1	1	1	1	1	1	1	2	
Benj. Birns	2	1	1	1	5	2	1	1	1	1	1	1	2	
Nancy Islands	1	2	1	1	1	1	1	1	1	1	1	1	1	
Wm. McGhee	1	1	1	1	1	1	1	1	1	1	1	1	27	
Jas. Cushing	1	1	2	1	1	1	2	1	1	1	1	1	2	
Spencer Moore	3	1	1	1	1	3	2	1	1	1	1	1	1	
John Wilson	1	1	1	1	1	1	1	1	1	1	1	1	3	
Braunton Board	1	1	1	1	1	1	1	1	1	1	1	1	10	
Joseph Rona	1	1	1	1	1	1	1	1	1	1	1	1	1	
Royal Lockett	1	1	1	1	1	1	1	1	1	1	1	1	4	
Washington Curdun	2	1	1	1	1	1	1	1	1	1	1	1	1	
John Cullway	1	1	1	1	1	1	1	1	1	1	1	1	2	
Obad Britt	2	1	1	1	1	1	1	1	1	1	1	1	1	
George McKenny	1	1	1	1	1	1	1	1	1	1	1	1	1	
Elephant Moore	2	1	1	1	1	2	1	1	1	1	1	1	2	
Jas. Lubose	1	1	1	1	1	1	1	1	1	1	1	1	3	
Wm. Borland	1	1	1	1	1	1	1	1	1	1	1	1	1	
Joseph J. Simpson	1	1	1	1	1	1	1	1	1	1	1	1	1	
John Bozeman	1	1	1	1	1	1	1	1	1	1	1	1	4	

394 142 44 150 189 108 322 151 108 108 108 108 108 108 108

Schedule of the numbers

Whites

Names of Heads of Families	Males					Females					Totals	Indians	Free	Slaves
	10	15	20	25	30	10	15	20	25	30				
Ja ^s Godwin	1	2	"	1	1	"	"	1	"	1	"	2	"	"
Frances Moran	"	"	"	1	"	"	"	1	2	"	"	2	"	"
John McCarty	1	2	"	1	"	"	"	1	"	1	"	2	"	"
Martin Ruppel	1	"	"	"	1	"	4	"	"	1	"	1	"	"
Levi Spittes	2	3	1	"	1	"	"	1	1	"	"	3	"	"
Lyon Jean	2	1	"	"	1	"	3	"	"	2	"	3	"	"
M ^r Woodbroox	2	"	"	"	1	"	1	"	1	"	"	2	"	"
Wilson Turner	"	"	"	1	"	"	"	1	"	"	"	1	"	"
John Lewis	3	1	"	"	1	"	1	1	"	1	"	"	"	"
Manah Pitt	1	1	"	2	"	"	"	"	1	"	"	12	"	"
Henderson Collins	1	2	"	"	1	"	2	"	"	1	"	3	"	"
John Griggs	"	1	"	"	"	1	"	"	"	"	"	2	"	"
Elizabeth King	4	"	"	"	1	"	3	2	1	1	"	3	"	"
Willie Ates	"	"	"	1	"	"	"	"	"	"	"	1	"	"
M ^r Prunty	"	1	1	2	"	"	"	"	"	1	"	4	"	"
Manah Hobbins	2	"	2	1	"	1	1	3	"	1	"	3	"	"
John Brodnax	"	"	"	"	1	"	"	"	"	"	"	"	"	"
Ja ^s P. Goshin	"	"	"	1	"	"	"	"	"	"	"	1	"	"
Jacob Gumm	4	1	"	"	1	"	"	1	"	1	"	1	"	"
John Moore	1	"	"	"	1	"	2	"	"	1	"	2	"	"
M ^r Sharp	1	2	1	"	"	1	3	1	1	1	"	6	"	"
Rob ^t B. Washington	2	"	"	"	"	1	"	"	1	"	1	1	"	"
Brilliant Meats	"	1	"	"	"	1	1	1	"	"	1	2	"	"
Jose Propper	2	1	"	1	2	"	4	"	"	1	"	5	"	"
Saml. Johnston	2	"	"	"	1	"	"	"	"	1	"	5	"	"
Fannthoroy Lewis	"	"	"	1	"	"	"	"	"	1	"	"	"	"
Sarah Smith	"	"	"	"	"	"	"	"	"	"	1	"	"	"
Maackaughood	2	"	"	2	"	1	1	2	"	1	"	8	"	"
David Kilpatrick	1	2	1	"	"	1	2	"	"	"	1	3	"	"

429 163 50 15 202 13 101 202 15 11

Persons residing within the County of Baldwin

Slaves

Persons of color

Names of Heads of Families	Males					Females					Totals	Indians	Free	Slaves	
	10	15	20	25	30	10	15	20	25	30					
Ja ^s Godwin	2	1	1	"	1	1	"	"	"	"	"	"	"	"	"
Frances Moran	1	"	"	1	1	1	1	1	"	"	"	"	"	"	"
John McCarty	"	"	"	"	"	"	"	"	"	"	"	"	"	"	"
Martin Ruppel	"	"	"	"	"	"	"	"	"	"	"	"	"	"	"
Levi Spittes	1	"	"	"	2	"	1	"	"	"	"	"	"	"	"
Lyon Jean	1	"	"	"	"	"	"	"	"	"	"	"	"	"	"
M ^r Woodbroox	"	"	"	2	"	"	"	"	"	"	"	"	"	"	"
Wilson Turner	"	"	"	"	"	"	"	"	"	"	"	"	"	"	"
John Lewis	4	1	"	"	2	2	"	"	"	"	"	"	"	"	"
Manah Pitt	6	5	3	2	5	2	3	1	"	"	"	"	"	"	"
Henderson Collins	"	"	"	"	"	"	"	"	"	"	"	"	"	"	"
John Griggs	1	"	"	"	"	1	"	"	"	"	"	"	"	"	"
Elizabeth King	1	1	"	"	"	"	"	"	"	"	"	"	"	"	"
Willie Ates	"	"	"	"	"	"	"	"	"	"	"	"	"	"	"
M ^r Prunty	"	1	"	"	1	"	1	"	"	"	"	"	"	"	"
Manah Hobbins	"	"	"	"	"	"	"	"	"	"	"	"	"	"	"
John Brodnax	"	"	"	"	"	"	"	"	"	"	"	"	"	"	"
Ja ^s P. Goshin	"	"	"	"	"	"	"	"	"	"	"	"	"	"	"
Jacob Gumm	"	"	"	"	"	"	"	"	"	"	"	"	"	"	"
John Moore	1	"	"	"	"	"	"	"	"	"	"	"	"	"	"
M ^r Sharp	3	2	"	1	1	3	1	1	"	"	"	"	"	"	"
Rob ^t B. Washington	"	1	"	"	"	"	"	"	1	"	"	"	"	"	"
Brilliant Meats	"	"	"	"	"	"	"	"	"	"	"	"	"	"	"
Jose Propper	2	"	1	"	3	1	2	"	"	"	"	"	"	"	"
Saml. Johnston	4	2	1	"	4	2	1	"	"	"	"	"	"	"	"
Fannthoroy Lewis	3	"	"	"	2	"	1	"	"	"	"	"	"	"	"
Sarah Smith	"	"	"	1	"	"	"	1	"	"	"	"	"	"	"
Maackaughood	3	2	2	"	3	3	"	"	"	"	"	"	"	"	"
David Kilpatrick	"	"	"	"	"	"	"	"	"	"	"	"	"	"	"

429 163 50 15 202 13 101 202 15 11

384 304 1755

Schedule of the number of Whites

Names of Heads of Families	Males				Females				Total	Slaves	Free persons of Color	Total
	16	20	45	45+	16	20	45	45+				
Benj. Bowers	3	1	1	1	1	1	1	1	7	4	1	13
Wm. Hoy	1	1	1	1	1	1	1	1	4	1	1	6
Kannah McHenry	1	1	1	1	1	1	1	1	4	1	1	6
Henry James	1	2	1	1	3	1	1	1	6	1	1	8
John E. White	1	1	1	1	2	1	1	1	5	1	1	7
Thos. Casberry	1	1	1	1	1	1	1	1	4	1	1	6
Jane Deau	1	1	1	1	1	1	1	1	4	1	1	6
Simon Brock	1	1	1	1	1	1	1	1	4	1	1	6
Zachariah Chaspy	1	1	2	1	3	1	2	1	7	1	1	9
John Chamblep	1	1	1	1	1	1	1	1	4	1	1	6
Barnoy Soy	2	1	1	1	1	1	1	1	6	1	1	8
Absalom Joiner	1	1	1	1	1	1	1	1	4	1	1	6
Mary Joiner	1	1	1	1	1	1	1	1	4	1	1	6
Mary Williams	1	1	1	1	1	1	1	1	4	1	1	6
Archibald Black	1	1	1	1	1	1	1	1	4	1	1	6
Archibald Britton	3	1	1	1	2	1	1	1	7	1	1	9
Robert Soy	3	1	1	1	1	1	1	1	7	1	1	9
John L. Mastin	1	1	2	1	4	1	1	1	8	1	1	10
Zachariah Jordan	1	1	2	1	4	1	1	1	8	1	1	10
Wiloy M. Cray	1	1	1	1	1	1	1	1	4	1	1	6
Wm. Redding	1	1	1	1	1	1	1	1	4	1	1	6
Wm. D. Wright	3	1	1	1	1	2	1	1	7	1	1	9
Henry Madam	1	1	1	1	1	2	3	1	8	1	1	10
John Wood	3	1	1	1	1	1	1	1	7	1	1	9
Thos. Veary	1	1	1	1	1	1	1	1	4	1	1	6
Jas. Thomas	1	1	1	1	1	1	1	1	4	1	1	6
Isaac Stephens	1	1	1	1	1	1	1	1	4	1	1	6
Thos. Smith	3	1	1	1	1	1	1	1	7	1	1	9
John Sharp	3	1	1	1	1	1	1	1	7	1	1	9

Persons residing within the County of Baldwin

Names of Heads of Families	Slaves				Free persons of Color				Total	Slaves	Free persons of Color	Total
	14	20	45	45+	14	20	45	45+				
Benj. Bowers	1	1	1	1	1	1	1	1	4	1	1	6
Wm. Hoy	1	1	1	1	1	1	1	1	4	1	1	6
Kannah McHenry	1	1	1	1	1	1	1	1	4	1	1	6
Henry James	1	2	1	1	3	1	1	1	6	1	1	8
John E. White	1	1	1	1	2	1	1	1	5	1	1	7
Thos. Casberry	1	1	1	1	1	1	1	1	4	1	1	6
Jane Deau	1	1	1	1	1	1	1	1	4	1	1	6
Simon Brock	1	1	1	1	1	1	1	1	4	1	1	6
Zachariah Chaspy	1	2	1	1	3	1	2	1	7	1	1	9
John Chamblep	1	1	1	1	1	1	1	1	4	1	1	6
Barnoy Soy	2	1	1	1	1	1	1	1	6	1	1	8
Absalom Joiner	1	1	1	1	1	1	1	1	4	1	1	6
Mary Joiner	1	1	1	1	1	1	1	1	4	1	1	6
Mary Williams	1	1	1	1	1	1	1	1	4	1	1	6
Archibald Black	1	1	1	1	1	1	1	1	4	1	1	6
Archibald Britton	3	1	1	1	2	1	1	1	7	1	1	9
Robert Soy	3	1	1	1	1	1	1	1	7	1	1	9
John L. Mastin	1	1	2	1	4	1	1	1	8	1	1	10
Zachariah Jordan	1	1	2	1	4	1	1	1	8	1	1	10
Wiloy M. Cray	1	1	1	1	1	1	1	1	4	1	1	6
Wm. Redding	1	1	1	1	1	1	1	1	4	1	1	6
Wm. D. Wright	3	1	1	1	1	2	1	1	7	1	1	9
Henry Madam	1	1	1	1	1	2	3	1	8	1	1	10
John Wood	3	1	1	1	1	1	1	1	7	1	1	9
Thos. Veary	1	1	1	1	1	1	1	1	4	1	1	6
Jas. Thomas	1	1	1	1	1	1	1	1	4	1	1	6
Isaac Stephens	1	1	1	1	1	1	1	1	4	1	1	6
Thos. Smith	3	1	1	1	1	1	1	1	7	1	1	9
John Sharp	3	1	1	1	1	1	1	1	7	1	1	9

Schedule of the number of Whites

Names of Heads of Families	Males					Females					Foreign	Total	Blacks	
	14	15	16	17	18	19	20	21	22	23				
Sarah Howell	1	1	1	1	1	1	1	1	1	1	1	1	1	1
Ezekiel Miller	2												2	
John Plinson	1												4	
Honatio Gates	2												2	
Jas. Hyatt														
Elijah Prunty	1												2	
John Rutherford													24	
John C. Calaway	1												1	
Medocius Sisk	3												3	
Saml. Susley	1												5	
John Jolly	2												4	
Hiram Brown													10	
Francis Smith													13	
Avon Searcy	2												2	
Wines Holt	1												12	
Sarah Holt													9	
W. C. Moughon	2												26	
John W. Jones	2												3	
John H. Greene	2												3	
Egideon Hudson	2												6	
John Weston	3												4	
Jas. Carter													21	
John Sumner	4												3	
Annella Brown	2												2	
Jos. Sanford	1												16	
David Sniffard													4	
Blair McCoy	2												2	
Andrew Hunter													2	
Robert Wynn	3												5	
Robert Cuffe														
Totals	520	195	83	300	235	152	417	145	263	186	110	2	186	10

Persons residing within the County of Baltimore

Names of Heads of Families	Slaves					Free persons of color					all other persons except those not taxed	
	14	15	16	17	18	19	20	21	22	23		
Sarah Howell												
Ezekiel Miller												
John Plinson												
Honatio Gates												
Jas. Hyatt												
Elijah Prunty												
John Rutherford												
John C. Calaway												
Medocius Sisk												
Saml. Susley												
John Jolly												
Hiram Brown												
Francis Smith												
Avon Searcy												
Wines Holt												
Sarah Holt												
W. C. Moughon												
John W. Jones												
John H. Greene												
Egideon Hudson												
John Weston												
Jas. Carter												
John Sumner												
Annella Brown												
Jos. Sanford												
David Sniffard												
Blair McCoy												
Andrew Hunter												
Robert Wynn												
Robert Cuffe												
Totals	42	39	32	133	67	3	23	23	1	1	1	1

[Faint, illegible handwriting]

The County contains 5665. Ac.
Town of Millersville 3069
Total 7734
787
103

[Faint handwriting]

51
Schedule of the number of persons residing

Whites

Names of heads of families	Males					Females					Total	Age	
	10	16	16-25	26-45	45+	10	16	26	45	45+			
Abner Locke	"	"	2	"	1	"	"	"	"	1	"	"	"
Sarah Inou	"	"	"	"	"	"	1	"	"	1	"	"	"
Edmund Sauter	"	"	"	1	1	4	"	"	1	"	"	"	2
Jas. Stanford	1	"	"	1	"	3	"	1	1	"	"	"	"
Wm. S. Farrell	1	1	"	1	"	"	"	"	1	"	"	"	1
Isaac Hastings	3	"	"	2	"	1	"	"	1	"	"	"	"
Elizabeth Davis	"	"	"	1	"	"	"	"	"	1	"	"	3
Jas. Wilson	2	"	"	1	1	1	"	"	1	"	"	"	"
Abraham S. Griggs	"	"	"	1	"	"	"	1	"	"	"	"	"
Appleton Rogers	"	2	"	2	1	3	3	1	"	1	"	"	"
Thomas Wilson	4	"	"	3	1	"	"	"	"	1	"	"	"
Sarah Johnston	"	"	"	"	"	"	1	"	"	1	"	"	"
Eva B. Jones	"	2	"	2	"	"	1	1	"	1	"	"	"
Wm. Lewis	1	1	"	"	1	1	"	1	1	"	"	2	"
John Allen	"	"	"	"	1	1	"	1	1	"	"	4	"
Rebecca Smith	2	"	"	"	"	1	1	"	1	"	"	"	"
Martha Brown	1	"	"	"	"	2	"	"	1	"	"	"	"
Simon Stephens	"	"	"	12	"	1	"	1	"	"	"	"	"
Henry Samuel	"	1	"	"	1	1	1	"	1	"	"	"	"
Sybor Wright	1	"	"	1	"	"	"	1	"	"	"	"	"
Reubin Cloud	"	"	"	"	1	"	"	"	1	"	"	"	"
John H. Wright	"	"	"	"	1	1	"	1	"	"	"	"	"
Leaborn Jones	"	2	"	"	1	2	"	1	1	"	"	5	"
John Covy	"	"	1	1	"	1	"	2	"	"	"	2	"
Billy W. Jenkins	"	"	"	13	4	"	"	1	1	"	1	"	"
John D. Kines	"	"	1	1	"	"	1	1	"	1	"	"	"
Elija A. Grantland	1	"	"	"	"	2	"	1	"	"	"	"	"
Samuel Boykin	1	"	"	"	1	"	"	1	"	"	"	"	"
Samuel Goodall	1	"	"	2	"	1	"	1	"	"	"	"	"
Clary Wall	1	1	"	"	"	6	26	10	16	"	"	"	48

52
within the town of Milledgeville, Baldwin County

Slaves

Free persons of color

Names of heads of families	Males					Females					Males					Females					Total			
	10	16	16-25	26-45	45+	10	16	26	45	45+	10	16	26	45	45+	10	16	26	45	45+				
"	"	"	"	"	"	"	"	"	"	"	"	"	"	"	"	"	"	"	"	"	"	"	"	"
"	"	"	"	"	"	"	"	"	"	"	"	"	"	"	"	"	"	"	"	"	"	"	"	"
"	"	"	"	"	"	"	"	"	"	"	"	"	"	"	"	"	"	"	"	"	"	"	"	"
"	1	"	"	1	"	1	"	1	"	"	"	"	"	"	"	"	"	"	"	"	"	"	"	"
"	"	2	2	1	3	2	2	"	"	"	"	"	"	"	"	"	"	"	"	"	"	"	"	"
"	"	2	"	"	"	"	"	"	"	"	"	"	"	"	"	"	"	"	"	"	"	"	"	"
"	8	1	1	2	5	1	8	1	"	"	"	"	"	"	"	"	"	"	"	"	"	"	"	"
"	"	"	"	"	4	1	"	"	"	"	"	"	"	"	"	"	"	"	"	"	"	"	"	"
"	2	3	"	"	2	2	1	"	"	"	"	"	"	"	"	"	"	"	"	"	"	"	"	"
"	"	2	"	"	"	1	2	"	"	"	"	"	"	"	"	"	"	"	"	"	"	"	"	"
"	3	2	"	"	"	1	3	"	"	"	"	"	"	"	"	"	"	"	"	"	"	"	"	"
"	"	"	"	"	"	"	"	"	"	"	"	"	"	"	"	"	"	"	"	"	"	"	"	"
"	2	"	"	"	"	1	"	"	"	"	"	"	"	"	"	"	"	"	"	"	"	"	"	"
"	11	9	8	2	5	8	3	2	"	"	"	"	"	"	"	"	"	"	"	"	"	"	"	"
"	2	3	3	"	2	1	2	1	"	"	"	"	"	"	"	"	"	"	"	"	"	"	"	"
"	2	"	"	"	1	2	"	"	"	"	"	"	"	"	"	"	"	"	"	"	"	"	"	"
"	1	"	"	"	1	"	1	"	"	"	"	"	"	"	"	"	"	"	"	"	"	"	"	"
"	"	"	"	"	1	"	"	"	"	"	"	"	"	"	"	"	"	"	"	"	"	"	"	"
"	1	2	"	"	1	1	1	"	"	"	"	"	"	"	"	"	"	"	"	"	"	"	"	"
"	"	"	"	"	"	"	"	"	"	"	"	"	"	"	"	"	"	"	"	"	"	"	"	"
"	"	"	"	"	1	1	"	"	"	"	"	"	"	"	"	"	"	"	"	"	"	"	"	"
"	3	16	3	"	2	2	3	"	"	"	"	"	"	"	"	"	"	"	"	"	"	"	"	"
"	"	"	"	4	"	"	"	1	"	"	"	"	"	"	"	"	"	"	"	"	"	"	"	"
"	2	3	2	"	4	4	"	"	"	"	"	"	"	"	"	"	"	"	"	"	"	"	"	"
"	"	3	1	1	"	3	"	2	"	"	"	"	"	"	"	"	"	"	"	"	"	"	"	"
"	3	"	"	"	2	2	1	1	"	"	"	"	"	"	"	"	"	"	"	"	"	"	"	"
"	1	"	1	"	1	1	1	"	"	"	"	"	"	"	"	"	"	"	"	"	"	"	"	"
"	"	"	"	"	"	"	"	"	"	"	"	"	"	"	"	"	"	"	"	"	"	"	"	"

Schedule of the census.

White

Names of Heads of Families.	Males					Females					Total	Total	Total		
	14	26	45	45	14	26	45	45	14						
Wiley Lawrence	1	1	1	1	1	1	1	1	1	1	1	1	1	1	1
Peter Gent	1	1	1	1	1	1	1	1	1	1	1	1	1	1	1
Marton Fryer	1	1	1	1	1	1	1	1	1	1	1	1	1	1	1
John Johnston	1	1	1	1	1	1	1	1	1	1	1	1	1	1	1
L. D. C. Lamm	1	1	1	1	1	1	1	1	1	1	1	1	1	1	1
Andrew Elliott	1	1	1	1	1	1	1	1	1	1	1	1	1	1	1
Isaac Henry	1	1	1	1	1	1	1	1	1	1	1	1	1	1	1
Steph. Sanders	1	1	1	1	1	1	1	1	1	1	1	1	1	1	1
Mr. Brown	1	1	1	1	1	1	1	1	1	1	1	1	1	1	1
Isaac Copuling	1	1	1	1	1	1	1	1	1	1	1	1	1	1	1
Charles Lewis	1	1	1	1	1	1	1	1	1	1	1	1	1	1	1
John Clark	1	1	1	1	1	1	1	1	1	1	1	1	1	1	1
Abel Pearson	1	1	1	1	1	1	1	1	1	1	1	1	1	1	1
Josef Maynor	1	1	1	1	1	1	1	1	1	1	1	1	1	1	1
John S. Crow	1	1	1	1	1	1	1	1	1	1	1	1	1	1	1
Mr. Robertson	1	1	1	1	1	1	1	1	1	1	1	1	1	1	1
Clavendic Patrie	1	1	1	1	1	1	1	1	1	1	1	1	1	1	1
C. M. Hart, Supr. of the Prison	1	1	1	1	1	1	1	1	1	1	1	1	1	1	1
John Elliott	1	1	1	1	1	1	1	1	1	1	1	1	1	1	1
John Lucas	1	1	1	1	1	1	1	1	1	1	1	1	1	1	1
John H. Kovan	1	1	1	1	1	1	1	1	1	1	1	1	1	1	1
Geo. N. Clayton	1	1	1	1	1	1	1	1	1	1	1	1	1	1	1
Joseph Cook	1	1	1	1	1	1	1	1	1	1	1	1	1	1	1
Arthur Mowen	1	1	1	1	1	1	1	1	1	1	1	1	1	1	1
Seaton Grantland	1	1	1	1	1	1	1	1	1	1	1	1	1	1	1
John Wiley	1	1	1	1	1	1	1	1	1	1	1	1	1	1	1
Charles Howard	1	1	1	1	1	1	1	1	1	1	1	1	1	1	1
John Howard	1	1	1	1	1	1	1	1	1	1	1	1	1	1	1
John H. H. H.	1	1	1	1	1	1	1	1	1	1	1	1	1	1	1
John C. Foster	1	1	1	1	1	1	1	1	1	1	1	1	1	1	1

Persons residing within the County of Baldwin

Slaves

Free persons of color

Name	Slaves					Free persons of color					Total	Total	Total		
	14	26	45	45	14	26	45	45	14	26				45	45
Wiley Lawrence	1	1	1	1	1	1	1	1	1	1	1	1	1	1	1
Peter Gent	1	1	1	1	1	1	1	1	1	1	1	1	1	1	1
Marton Fryer	1	1	1	1	1	1	1	1	1	1	1	1	1	1	1
John Johnston	1	1	1	1	1	1	1	1	1	1	1	1	1	1	1
L. D. C. Lamm	1	1	1	1	1	1	1	1	1	1	1	1	1	1	1
Andrew Elliott	1	1	1	1	1	1	1	1	1	1	1	1	1	1	1
Isaac Henry	1	1	1	1	1	1	1	1	1	1	1	1	1	1	1
Steph. Sanders	1	1	1	1	1	1	1	1	1	1	1	1	1	1	1
Mr. Brown	1	1	1	1	1	1	1	1	1	1	1	1	1	1	1
Isaac Copuling	1	1	1	1	1	1	1	1	1	1	1	1	1	1	1
Charles Lewis	1	1	1	1	1	1	1	1	1	1	1	1	1	1	1
John Clark	1	1	1	1	1	1	1	1	1	1	1	1	1	1	1
Abel Pearson	1	1	1	1	1	1	1	1	1	1	1	1	1	1	1
Josef Maynor	1	1	1	1	1	1	1	1	1	1	1	1	1	1	1
John S. Crow	1	1	1	1	1	1	1	1	1	1	1	1	1	1	1
Mr. Robertson	1	1	1	1	1	1	1	1	1	1	1	1	1	1	1
Clavendic Patrie	1	1	1	1	1	1	1	1	1	1	1	1	1	1	1
C. M. Hart, Supr. of the Prison	1	1	1	1	1	1	1	1	1	1	1	1	1	1	1
John Elliott	1	1	1	1	1	1	1	1	1	1	1	1	1	1	1
John Lucas	1	1	1	1	1	1	1	1	1	1	1	1	1	1	1
John H. Kovan	1	1	1	1	1	1	1	1	1	1	1	1	1	1	1
Geo. N. Clayton	1	1	1	1	1	1	1	1	1	1	1	1	1	1	1
Joseph Cook	1	1	1	1	1	1	1	1	1	1	1	1	1	1	1
Arthur Mowen	1	1	1	1	1	1	1	1	1	1	1	1	1	1	1
Seaton Grantland	1	1	1	1	1	1	1	1	1	1	1	1	1	1	1
John Wiley	1	1	1	1	1	1	1	1	1	1	1	1	1	1	1
Charles Howard	1	1	1	1	1	1	1	1	1	1	1	1	1	1	1
John Howard	1	1	1	1	1	1	1	1	1	1	1	1	1	1	1
John H. H. H.	1	1	1	1	1	1	1	1	1	1	1	1	1	1	1
John C. Foster	1	1	1	1	1	1	1	1	1	1	1	1	1	1	1

all other persons except Indian not taxed

I do hereby certify that the foregoing
Census and enumeration for the County of
of Baldwin State of Georgia taken by
me is a true and correct statement
Given under my hand at
Milledgeville this 29th Dec 18
1890

Thomas H. Hunter
Clerk to the
Commissioner Gen

Baldwin Co Ga

17 0 26 10 10 10 10 10 10 10 10 10
10 10 10 10 10 10 10 10 10 10 10 10
10 10 10 10 10 10 10 10 10 10 10 10
10 10 10 10 10 10 10 10 10 10 10 10
10 10 10 10 10 10 10 10 10 10 10 10

7837
7734
103

1777 2418 0

925

RECEIVED

GILCHRIST

Emmard
County

[Faint, illegible handwritten text, possibly bleed-through from the reverse side of the page]

74

[Faint handwritten mark or signature]

Emanuel
County

Emmanuel
County

(D)

11

27

to the ...
... ..

... ..

... ..

... ..

... ..

... ..

262

District Judge O. J. [unclear]
to [unclear] [unclear] [unclear] [unclear]
at [unclear] 10/21/21

[unclear] [unclear] [unclear]
[unclear] [unclear] [unclear]
[unclear] [unclear] [unclear]

J. H. [unclear]
[unclear] of [unclear]
[unclear] [unclear]
Georgia

to [unclear] [unclear] [unclear] [unclear] [unclear]
[unclear]

Commonwealth of Massachusetts
County of Suffolk

80

81

William Cavender	1	1	1				1		
Nathaniel Bennett	3		1		2		1		
Samuel Brown			1			1			
James Carter	2	1	1	1		1	1	1	
Richard Gregory	2		1	1		2	2	1	
Henry Tucker	3		1				1	1	
James Adams			1						
Samuel Taylor	2		1		2		1		
Ephraim Phillips	2		2		1		1		
Eliza Wilks	2		2		1		1		
Samuel McAlone	1		1		1	1			
Joseph Brewster	2		1		1	1			
Edward McConry	2		1		1	1			
For Prince	1				2	1	1		
Joseph Thomas	1		1		1	1			
Mary Lindsey	1								1
Abraham Chaffin			1						1
Paul B. Phillips			1		2	1			
Mark Phillips			1						1
Deacon French	1				2	1			
Thomas French			1		1	1			
John Sullivan	3		1		1	1			
William Sullivan	2		1		1	1			
Samuel Gregory	3		1		1				
John Gregory			1		1	1			
John H. Edwards	2				3	1	1		
Elizabeth Cooper	1		1			1			
Richard F. Finkelath	1	1	1	1	1	3	1	1	
Paul B. Phillips, Jr.		1	1	1	1			1	
Richard G. Ellis		2	1	1	1	1		1	
John Hicks			1		3	1			
Richard Hicks		1	1	2	1	2	1	1	
Malcolm Sigbee	2		1		1				

1
2
2
1
2

Emmally
County
85

Francis Cheek	1	1	1	2	1	1	1	1
Charity See				1		1		1
Allen Cheek		1		2	1	3	2	1
William Snell	2				1	2		1
Abraham Lamb	3	1	1	2	1	1	1	1
William Howland	2	1			1	4		1
James Hall	3	1			1	2		1
James Ferguson	1			2	2		1	1
John Domm		1			1		1	1
John Smith	1		1			1		1
Willie Domm				1		1	1	1
Nathan Howland	1		1	1		3	2	1
Mathew Cook	1	1	1	2	1	1	2	1
Richard Howland	3			1		1	2	1
John Bird	1	1			1	2		1
Thomas W. C.				1	1			1
James Moore	1	1		1		3	1	1
Elias Bird					1			1
Edward Wright	3			1		1	1	1
James Robinson	1	1	1	1	1	1	1	1
Wmabin Swell	2			1		2	1	1
Bradford Weeks	1			1	1	1	3	1
Daniel Brewster					1	1	1	1
Archibald Cotton	2			1				1
Thomas Bird	3			1	1	8	1	1
John Brantley		1		1				1
James Snell				1		1		1
Wm. Key	3	1		1		1		1
Eli Widdon	1	1		3	1	4	2	1
William Bondy		1			1	1	2	1
Elizabeth Bondy				1		1	1	1
Edmore Carter	2	2	2		1	1	1	1

5
1
3
1
5
4
3
3
3
3
1
1
0
4
4
1
2
3
3
2
2
2
2
2
3
3
2
2
1

2 1 1 1

2 0

Annual
County
88

89

George Dome	1	2	2	1	1	1	1	1	1	3
Josiah Higgin		1	2	1						5
John Dye	1			1	2			1		1
Josiah Bagget									2	
Barnet Bates	1	1	1	1	3	1				3
John Touchington	1	1	1	3	1	1	2			6
John Goodhue	1			1		1	1			2
William Scotton	2	2	1			1	1			1
David Ward	3			1	1		1	1		3
John Noel	2			1	2	1				1
John Sampson	1	1			1	2		1		1
Shadrach White	1				1	3		1		1
Joseph H. Stone	2	2	1		2	1	1			3
Chas. Tanner	2		1				1			1
Thomas J. Smith	2	1		1	2		1			3
Isaac Smith	2		1		1		1			1
Moses Toward				1						1
Wilson Tanner	2		1		1	1	1			1
Sylvia Thomas	4	1			2	1	1			2
Henry Hall	1			1	4	1	1			1
William Scott			1				1			1
Richard Sumner	2	1		1	1	1	1			2
James Taylor	2		1		2		1			1
Josiah Taylor	2		1		2		1			1
John Taylor	1	1	1	1			1	2		1
Henry Taylor	1	2		1		1	1			3
Edward Dugliss										1
John Dugliss	1		1		3					1
Barrel Jones	1			1						1
Stephen Dugliss		1	1							1
James Adams				1						1

Emmanuel
County
88
83

George Dome	1	2	2	1	1	1	1	1	1
Isaac Shippen		1	2	1					
John Dye	1			1	2				
Josiah Baggett				1					
Samuel Pate	1	1	1	1	3	1			
John Touchington	1	1	1	3	1	1	2		
John Gaudner	1			1					
William Scotton	2	2	1			1			
David Ward	3			1	1		1	1	
John Noel	2			1	2		1		
John Sampson	1	1			1	2			
Shadrach Fite	1			1	3				
Eligah H. Spicer	2	2	1		2				
Gray Spence	2		1						
Thomas Spence	2			1	2				
Richard Spence	2				1				
Mass Sewell				1					
Wilson Spence	2		1		1	1			
Lydia Spence	4	1			2	1			
Hardy Hall	1			1	4				
Walter Hall			1						
Richard Sumner	2	1		1	1	1			
James Taylor	2				2				
Samuel Taylor	2		1		2				
John Taylor	1	1		1			2		
Henry Taylor	1	2		1					
Edward Duglaff									
John Duglaff	1			1	3				
Samuel Pate	1								
William Duglaff		1	1						
Samuel Calow				1					

3
5
.
3
6
2
1
3
.
3
3
.
3
.
10
.
3
.
3
.
3

10

Annals of
Haverly

90

John Griffis	1	1		2	/																
Heber Noel		1	1		/																
Heber Tomson	1	1	2		/	/									2	3		3		/	/
Nathan Smith	2		1		/	/															
Webb Sumner	1		1		/	/															
Archibald Smith	1		2		/	2	2														
Bedding Mott	1		1		/	/									6						1
John Hollow	1		1		/	/															
John Mott	1				/	/															
Henry Sumner			1		/	/															
James Moore	3	1		1		2	2														
Ephraim Huntington		1	1		1										5						
Levy Sapp	2	1	2		1		3														
James Willes	1		3	1		2	2														
Bedding Germans	1	1				2															
Salomon German		1	1		1	1															
John German	2		1		1	2															
Abel Sabin	1		1		1	2															
John Edinfield	2		1		1																
Samuel Strange				1		2															
Thomas Edinfield	3	1	2		1	2	2														
Leise Edinfield	2		1	1		2															
James Embury		1			1																
David Johnson	2	2			1	1															
William Howe	2	1			1	2															
Stephen Williams	1				1																
Lucas Warren	2				1																
Joseph Cudde	1	1			1	2	1														
David Griffin	3			1		2															
James Owen	1		1	1		1															
Salomon Chase	3	3		1	1											4					

Manuals
 Records

John Griffiths	1	1		2							
Benjamin Noel		1	1		1		3				
Benjamin Tinson		1	2	1	1					2	3
Jonathan Smith	2			1	1						
Joseph Summerhunt	1		1	1	1						
Archibald Smith	1	1	2	1	2	2			2		1
Bedding Wots	1			1	1						
John Holloway	1			1	1						
Henry Wots	1										
Henry Fountain			1		1						
James Moore	3	1		1	2	2					
Ephraim Huntington	1			1							
Levy Sapp	2		2	1		3					
James Miller	1		3	1	2	2					
Bedding Germans	1				2						
Salomon Germans		1	1		1						
John Germans	2		1		1	2					
Abijah Lindsay	1		1		1	2					
John Edinfield	2										
Samuel Strange				1	2						
Thomas Edinfield	3	1	2		1	2	2				
Lelee Edinfield	2		1	1		2					
Charles Embury	1			1							
David Johnson	2	2			1	1					
William Haver	2	1				2	1				
Stephen William	1			1							
Isaac & Karen	2										
Joseph H. Cutler	1	1			1	2	1				
David Griffin	3			1		2					
James Owen Sent	1	1	1								
Salomon House	3	3							4		

Emmanuel
County
1814
108


Samuel Tompkins	1								
James Stephens	1				3				
John Lewis									
Edney Moultrie	1	1							
Esther Beale									
Daniel Mullan	1								
Bartholomew	1								
Nancy Smith	1				3			2	
Martha Martin	1								
William Smith	4	2							
Henry Brown	1		2				2		
William Brown	3	2				2			
Mathew Lewis	2					2	2		
Mary Lewis							2		
William									
Benjamin Smith	1								
James									
John									
Robert French	2					2			
William Lewis	1					2	1		3


The number of Persons within my Division
Schedule lists annexed subscribed by me the
Thousand eight hundred and Twenty one,
of the District of Georgia.


115	67	(1) ...
245		(2) ...
220		(3) ...
146		(4) ...
225		(5) ...
276		(6) ...
277		(7) ...
223		(8) ...
223		(9) ...
90		(10) ...
50		(11) ...
26		(12) ...
12		(13) ...

...isting of Emanuel County, appears on a
...ly for the day of January in the year one
...ules to Jenkins & Assistant to the Marshal

144		(14) ...
66		(15) ...
11		(16) ...
10		(17) ...
27		(18) ...
22		(19) ...
21		(20) ...
23		(21) ...
16		(22) ...
23		(23) ...
21		(24) ...
18		(25) ...
17		(26) ...
16		(27) ...
15		(28) ...
14		(29) ...
13		(30) ...
12		(31) ...
11		(32) ...
10		(33) ...
9		(34) ...
8		(35) ...
7		(36) ...
6		(37) ...
5		(38) ...
4		(39) ...
3		(40) ...
2		(41) ...
1		(42) ...







Course of the ...

Georgia
1820.

1905	
1	11
2	12
3	13
4	14
5	15
6	16
7	17
8	18
9	19
10	20
11	21
12	22
13	23
14	24
15	25
16	26
17	27
18	28
19	29
20	30
21	31

22	32
23	33
24	34
25	35
26	36
27	37
28	38
29	39
30	40
31	41
32	42
33	43
34	44
35	45
36	46
37	47
38	48
39	49
40	50
41	51
42	52
43	53
44	54
45	55
46	56
47	57
48	58
49	59
50	60
51	61
52	62
53	63
54	64
55	65
56	66
57	67
58	68
59	69
60	70
61	71
62	72
63	73
64	74
65	75
66	76
67	77
68	78
69	79
70	80
71	81
72	82
73	83
74	84
75	85
76	86
77	87
78	88
79	89
80	90
81	91
82	92
83	93
84	94
85	95
86	96
87	97
88	98
89	99
90	100

Cap
Dufang
Lone
1800

129123
106
114
117
118
119
120
121
122
123
124
125
126
127
128
129
130
131
132
133
134
135
136
137
138
139
140
141
142
143
144
145
146
147
148
149
150
151
152
153
154
155
156
157
158
159
160
161
162
163
164
165
166
167
168
169
170
171
172
173
174
175
176
177
178
179
180
181
182
183
184
185
186
187
188
189
190
191
192
193
194
195
196
197
198
199
200

Capt
 Budgeting
 items
 district
 male
 female
 5-11-1917
 1917
 1918
 1919
 1920
 1921
 1922
 1923
 1924
 1925
 1926
 1927
 1928
 1929
 1930
 1931
 1932
 1933
 1934
 1935
 1936
 1937
 1938
 1939
 1940
 1941
 1942
 1943
 1944
 1945
 1946
 1947
 1948
 1949
 1950
 1951
 1952
 1953
 1954
 1955
 1956
 1957
 1958
 1959
 1960
 1961
 1962
 1963
 1964
 1965
 1966
 1967
 1968
 1969
 1970
 1971
 1972
 1973
 1974
 1975
 1976
 1977
 1978
 1979
 1980
 1981
 1982
 1983
 1984
 1985
 1986
 1987
 1988
 1989
 1990
 1991
 1992
 1993
 1994
 1995
 1996
 1997
 1998
 1999
 2000
 2001
 2002
 2003
 2004
 2005
 2006
 2007
 2008
 2009
 2010
 2011
 2012
 2013
 2014
 2015
 2016
 2017
 2018
 2019
 2020
 2021
 2022
 2023
 2024
 2025
 2026
 2027
 2028
 2029
 2030
 2031
 2032
 2033
 2034
 2035
 2036
 2037
 2038
 2039
 2040
 2041
 2042
 2043
 2044
 2045
 2046
 2047
 2048
 2049
 2050

17	510
18	520
19	530
20	540
21	550
22	560
23	570
24	580
25	590
26	600
27	610
28	620
29	630
30	640
31	650
32	660
33	670
34	680
35	690
36	700
37	710
38	720
39	730
40	740
41	750
42	760
43	770
44	780
45	790
46	800
47	810
48	820
49	830
50	840
51	850
52	860
53	870
54	880
55	890
56	900
57	910
58	920
59	930
60	940
61	950
62	960
63	970
64	980
65	990
66	1000
67	1010
68	1020
69	1030
70	1040
71	1050
72	1060
73	1070
74	1080
75	1090
76	1100
77	1110
78	1120
79	1130
80	1140
81	1150
82	1160
83	1170
84	1180
85	1190
86	1200
87	1210
88	1220
89	1230
90	1240
91	1250
92	1260
93	1270
94	1280
95	1290
96	1300
97	1310
98	1320
99	1330
100	1340

1917 Male under 10 11
 38
 51 under 14
 44
 28 female
 1918
 1919
 1920
 1921
 1922
 1923
 1924
 1925
 1926
 1927
 1928
 1929
 1930
 1931
 1932
 1933
 1934
 1935
 1936
 1937
 1938
 1939
 1940
 1941
 1942
 1943
 1944
 1945
 1946
 1947
 1948
 1949
 1950
 1951
 1952
 1953
 1954
 1955
 1956
 1957
 1958
 1959
 1960
 1961
 1962
 1963
 1964
 1965
 1966
 1967
 1968
 1969
 1970
 1971
 1972
 1973
 1974
 1975
 1976
 1977
 1978
 1979
 1980
 1981
 1982
 1983
 1984
 1985
 1986
 1987
 1988
 1989
 1990
 1991
 1992
 1993
 1994
 1995
 1996
 1997
 1998
 1999
 2000
 2001
 2002
 2003
 2004
 2005
 2006
 2007
 2008
 2009
 2010
 2011
 2012
 2013
 2014
 2015
 2016
 2017
 2018
 2019
 2020
 2021
 2022
 2023
 2024
 2025
 2026
 2027
 2028
 2029
 2030
 2031
 2032
 2033
 2034
 2035
 2036
 2037
 2038
 2039
 2040
 2041
 2042
 2043
 2044
 2045
 2046
 2047
 2048
 2049
 2050

1127
 1128
 1129
 1130
 1131
 1132
 1133
 1134
 1135
 1136
 1137
 1138
 1139
 1140
 1141
 1142
 1143
 1144
 1145
 1146
 1147
 1148
 1149
 1150

44
 49
 41
 23
 49
 1917
 1918
 1919
 1920
 1921
 1922
 1923
 1924
 1925
 1926
 1927
 1928
 1929
 1930
 1931
 1932
 1933
 1934
 1935
 1936
 1937
 1938
 1939
 1940
 1941
 1942
 1943
 1944
 1945
 1946
 1947
 1948
 1949
 1950
 1951
 1952
 1953
 1954
 1955
 1956
 1957
 1958
 1959
 1960
 1961
 1962
 1963
 1964
 1965
 1966
 1967
 1968
 1969
 1970
 1971
 1972
 1973
 1974
 1975
 1976
 1977
 1978
 1979
 1980
 1981
 1982
 1983
 1984
 1985
 1986
 1987
 1988
 1989
 1990
 1991
 1992
 1993
 1994
 1995
 1996
 1997
 1998
 1999
 2000
 2001
 2002
 2003
 2004
 2005
 2006
 2007
 2008
 2009
 2010
 2011
 2012
 2013
 2014
 2015
 2016
 2017
 2018
 2019
 2020
 2021
 2022
 2023
 2024
 2025
 2026
 2027
 2028
 2029
 2030
 2031
 2032
 2033
 2034
 2035
 2036
 2037
 2038
 2039
 2040
 2041
 2042
 2043
 2044
 2045
 2046
 2047
 2048
 2049
 2050

1151
 1152
 1153
 1154
 1155
 1156
 1157
 1158
 1159
 1160
 1161
 1162
 1163
 1164
 1165
 1166
 1167
 1168
 1169
 1170
 1171
 1172
 1173
 1174
 1175
 1176
 1177
 1178
 1179
 1180
 1181
 1182
 1183
 1184
 1185
 1186
 1187
 1188
 1189
 1190
 1191
 1192
 1193
 1194
 1195
 1196
 1197
 1198
 1199
 1200
 1201
 1202
 1203
 1204
 1205
 1206
 1207
 1208
 1209
 1210
 1211
 1212
 1213
 1214
 1215
 1216
 1217
 1218
 1219
 1220
 1221
 1222
 1223
 1224
 1225
 1226
 1227
 1228
 1229
 1230
 1231
 1232
 1233
 1234
 1235
 1236
 1237
 1238
 1239
 1240
 1241
 1242
 1243
 1244
 1245
 1246
 1247
 1248
 1249
 1250

Abraham Duggal	3	1	1	2	1	1	1	1	6	11	517
John W. ...	1								1	8	518
John ...									1	9	519
William ...									1	10	520
John ...	2								2	12	521
John ...	1								1	13	522
Oliver ...	3	1							4	17	523
John ...	1								1	18	524
John ...									1	19	525
John ...	1								1	20	526
John ...	1								1	21	527
John ...	1								1	22	528
John ...	1								1	23	529
John ...	1								1	24	530
John ...	1								1	25	531
John ...	1								1	26	532
John ...	1								1	27	533
John ...	1								1	28	534
John ...	1								1	29	535
John ...	1								1	30	536
John ...	1								1	31	537
John ...	1								1	32	538
John ...	1								1	33	539
John ...	1								1	34	540
John ...	1								1	35	541
John ...	1								1	36	542
John ...	1								1	37	543
John ...	1								1	38	544
John ...	1								1	39	545
John ...	1								1	40	546
John ...	1								1	41	547
John ...	1								1	42	548
John ...	1								1	43	549
John ...	1								1	44	550
John ...	1								1	45	551
John ...	1								1	46	552
John ...	1								1	47	553
John ...	1								1	48	554
John ...	1								1	49	555
John ...	1								1	50	556
John ...	1								1	51	557
John ...	1								1	52	558
John ...	1								1	53	559
John ...	1								1	54	560
John ...	1								1	55	561
John ...	1								1	56	562
John ...	1								1	57	563
John ...	1								1	58	564
John ...	1								1	59	565
John ...	1								1	60	566
John ...	1								1	61	567
John ...	1								1	62	568
John ...	1								1	63	569
John ...	1								1	64	570
John ...	1								1	65	571
John ...	1								1	66	572
John ...	1								1	67	573
John ...	1								1	68	574
John ...	1								1	69	575
John ...	1								1	70	576
John ...	1								1	71	577
John ...	1								1	72	578
John ...	1								1	73	579
John ...	1								1	74	580
John ...	1								1	75	581
John ...	1								1	76	582
John ...	1								1	77	583
John ...	1								1	78	584
John ...	1								1	79	585
John ...	1								1	80	586
John ...	1								1	81	587
John ...	1								1	82	588
John ...	1								1	83	589
John ...	1								1	84	590
John ...	1								1	85	591
John ...	1								1	86	592
John ...	1								1	87	593
John ...	1								1	88	594
John ...	1								1	89	595
John ...	1								1	90	596
John ...	1								1	91	597
John ...	1								1	92	598
John ...	1								1	93	599
John ...	1								1	94	600
John ...	1								1	95	601
John ...	1								1	96	602
John ...	1								1	97	603
John ...	1								1	98	604
John ...	1								1	99	605
John ...	1								1	100	606

99 39 12 52 44 25 184 41 52 38 25

John ...	1								1	101	607
John ...	1								1	102	608
John ...	1								1	103	609
John ...	1								1	104	610
John ...	1								1	105	611
John ...	1								1	106	612
John ...	1								1	107	613
John ...	1								1	108	614
John ...	1								1	109	615
John ...	1								1	110	616
John ...	1								1	111	617
John ...	1								1	112	618
John ...	1								1	113	619
John ...	1								1	114	620
John ...	1								1	115	621
John ...	1								1	116	622
John ...	1								1	117	623
John ...	1								1	118	624
John ...	1								1	119	625
John ...	1								1	120	626
John ...	1								1	121	627
John ...	1								1	122	628
John ...	1								1	123	629
John ...	1								1	124	630
John ...	1								1	125	631
John ...	1								1	126	632
John ...	1								1	127	633
John ...	1								1	128	634
John ...	1								1	129	635
John ...	1								1	130	636
John ...	1								1	131	637
John ...	1								1	132	638
John ...	1								1	133	639
John ...	1								1	134	640
John ...	1								1	135	641
John ...	1								1	136	642
John ...	1								1	137	643
John ...	1								1	138	644
John ...	1								1	139	645
John ...	1								1	140	646
John ...	1								1	141	647
John ...	1								1	142	648
John ...	1								1	143	649
John ...	1								1	144	650
John ...	1								1	145	651
John ...	1								1	146	652
John ...	1								1	147	653
John ...	1								1	148	654
John ...	1								1	149	655
John ...	1								1	150	656
John ...	1								1	151	657
John ...	1								1	152	658
John ...	1								1	153	659
John ...	1								1	154	660
John ...	1								1	155	661
John ...	1								1	156	662
John ...	1								1	157	663
John ...	1								1	158	664
John ...	1								1	159	665
John ...	1								1	160	666
John ...	1								1	161	667
John ...	1								1	162	668
John ...	1								1	163	669
John ...	1								1	164	670
John ...	1								1	165	671
John ...	1								1	166	672
John ...	1								1	167	673
John ...	1								1	168	674
John ...	1								1	169	675
John ...	1								1	170	676
John ...	1								1	171	677
John ...	1								1	172	678
John ...	1								1	173	679
John ...	1								1	174	680
John ...	1								1	175	681
John ...	1								1	176	682
John ...	1								1	177	683
John ...	1								1	178	684
John ...	1								1	179	685
John ...	1								1	180	686
John ...	1								1	181	687
John ...	1								1	182	688
John ...	1								1	183	689
John ...	1								1	184	690
John ...	1								1	185	691
John ...	1								1	186	692
John ...	1								1	187	693
John ...	1								1	188	694
John ...	1								1	189	695
John ...	1								1	190	696
John ...	1								1	191	697
John ...											

Appointed and directed

Capt. W. Lehmanns dischd at 1374
 Capt. Buffingtons dischd at 1377
 Capt. M. ... dischd at 1378
 Capt. ... dischd at 1379
 Capt. ... dischd at 1380
 Capt. ... dischd at 1381
 Capt. ... dischd at 1382
 Capt. ... dischd at 1383
 Capt. ... dischd at 1384
 Capt. ... dischd at 1385
 Capt. ... dischd at 1386
 Capt. ... dischd at 1387
 Capt. ... dischd at 1388
 Capt. ... dischd at 1389
 Capt. ... dischd at 1390
 Capt. ... dischd at 1391
 Capt. ... dischd at 1392
 Capt. ... dischd at 1393
 Capt. ... dischd at 1394
 Capt. ... dischd at 1395
 Capt. ... dischd at 1396
 Capt. ... dischd at 1397
 Capt. ... dischd at 1398
 Capt. ... dischd at 1399
 Capt. ... dischd at 1400

at Wall Pointe ... the ...
 November 1809 ...
 assistant to the ... of the ...
 of ...

The ... of the ...
 of the ...
 of the ...
 of the ...
 of the ...
 of the ...

John ...
 Giles ...

~~6~~
~~9~~
~~7~~
~~0~~
~~8~~

1681
 299
 3085

3086

Geographical Description of Hall County, 1822

It is bounded South Eastwardly, by Franklin, Jackson and Guinnett Counties, for 27 1/2 miles and South wardly by Guinnett 11 3/4 miles; By the Indian Boundary line where the Chatahoochey is the line from Guinnett County line, to the mouth of the Chestatee; then across the Chatahoochey, as far as the same Chestatee eighteen Miles and North

East wardly by Habersham for twenty nine and a half miles Principal Waters are the Hudson, Grove &c. also the North South the Pond for the

the walnut Fork and allent Fork all branches of the Beane head in Hall County the Chatahoochey runs ~~twenty four~~ ^{miles} through the

County and receives several small tributary streams on each side ^{the difficulties were}

very considerable that attended taking the census; in the first place, the inhabitants are very dispersed, in the second place the

country being but lately settled, there are but few roads; in the third place great part of

the country are very Mountainous, and in fourth place it was, except in the oldest settled parts difficult to get nourishment for either

myself or horse, and often when got, had to pay very high, in the 5th place had often to travel a considerable distance through fields to get to the dwelling cabins, often and generally, drouth in Decr, particularly in August and September; and often had to walk ^{many} miles where it was so steep that I could not ride, or even sit on my horse

In the whole I respectfully submit my case to the Federal or District Judge, hoping that he will recommend such additional wages to the dollar

\$ 100, as in his judgment he may think proper. 25th of November 1820

[Faint signature and text]

169
159A

TO THE HONORABLE

MEMBER

OF THE HOUSE

OF REPRESENTATIVES

IN CONGRESS

ASSEMBLED

IN SENATE

TO PRESENT

THE REPORT

OF THE

COMMISSIONERS

OF THE

LAND OFFICE

The number of Persons within my Division, consisting of
170 of _____ in the year one thousand eight hundred and twenty.

Schedule of the whole number of Pe

Free White Males

Free White Females

Name of the
County
Parish
Township
Town or
City
Village
Precinct

Heads of Families

170

appears in a Schedule hereto annexed, subscribed by me, this _____ day

Assistant to the Marshal of _____

and within the Division allotted to _____

Free White Persons

Brown County

James [unclear]	1				
Lewis [unclear]					
[unclear]					
[unclear]					
Daniel [unclear]					
[unclear]					
Ezekiel [unclear]	1	1	1		
Simon Hill					
Hazel Holly					
Daniel [unclear]	2				
John Henderson					
James [unclear]	1				
Marshall [unclear]	4				
Wiley [unclear]			1		
Young [unclear]	1		1		
Walter [unclear]			1		1
James Allen		1	1	4	1
	22	8	4	12	

1852

Shannon County

Shannon County
Georgia
1850

1850

Handwritten text, possibly a name or title, written vertically on the left side of the page.

198

1877

1877

179
1874

Families	No.	White Males					White Females					Tot.
		10	15	20	45	45+	10	15	20	45	45+	
John Gannon	3	1			1			1	1			
C. Hobson	1		3	1			1	1				
Wm. Dickson												
Henry George					1		1					
Samuel Harper	1					1		2		1		
James Galled	3	0			1	0	1		1			
Wm. Penn	1	1			1	1			1			8
L. Cullipfer	2				1		1	1		1		
Wm. Brown	2			1				1				
Francis Hademan	1						1			1		
Isaac Woodley						1				1		
S. B. Whitaker	1			1			1					
Moray Dozier	2	2		2	1		2			1		3
E. W. Lendon	4			1	1		2			1		3
John Edmondson	2					1	2	2		1		3
Wm. Crawford	1	1			1	2		2		1		4
D. H. Hill				1			1	2				
C. J. Kuyper	1				3		3	1				2
Robt. Wiley					2							
G. Stringfellow					1		1		1			
Wm. Gray	1			1				1				1
L. Walker	2		1	1		1	2	1		1		
James King	2	2				1	2			1		3
Jonathan Bomer	1				1			1				3
John Compton	2	2	1	1	1		2			1		11
Isaac Day	1				2		3	1	1	1		5
A. Ashfield	3	2	1	3	1			1	1	1		5
S. Wainwright				1			1		1			1
W. Stephens				1		1		1		1		3
G. P. Pickett												
John Funch		1				1	2	3		1		2
Isaac M. Michael	4				1		2			1		7
L. Edmondson	2	2	1		1		4			1		7
James Black	5	1			1	1	1	1	1	1		4
J. J. Cleveland	3				1		1	1		1		5
James Henderson	1		1		1		3			1		5
Total	51	16	8	15	23	11	38	13	14	20	5	106

Families	No.	White Males					White Females					Tot.
		10	15	20	45	45+	10	15	20	45	45+	
John Gannon												
C. Hobson												
Wm. Dickson												
Henry George												
Samuel Harper												
James Galled												
Wm. Penn												8
L. Cullipfer												
Wm. Brown												
Francis Hademan												
Isaac Woodley												
S. B. Whitaker												
Moray Dozier												3
E. W. Lendon												3
John Edmondson												3
Wm. Crawford												4
D. H. Hill												
C. J. Kuyper												2
Robt. Wiley												
G. Stringfellow												
Wm. Gray												1
L. Walker												
James King												3
Jonathan Bomer												3
John Compton												11
Isaac Day												5
A. Ashfield												5
S. Wainwright												1
W. Stephens												3
G. P. Pickett												
John Funch												2
Isaac M. Michael												7
L. Edmondson												7
James Black												4
J. J. Cleveland												5
James Henderson												5
Total	4	38	32	31	19	4	39	37	21	7	1	106

Heads of Families White Males White Females

Families	175	10	16	18	26	48	458	10	18	28	48	458
John Williams						1				1		2
David McIlwain	2	3		1		1		3				2
David Woodruff	3					1		1	2		1	3
John Woodruff	2	1		1		1		1	1	1	1	2
John Coffin							1			3	1	
Samuel Sawyer	2					1		3			1	2
David Haines		1	0			2		2		1		
James Foster							1				1	1
Orson Farce	1					1		1		2	1	1
Solomon Woodruff	1	2				1	1			2		1
John C. Woodruff			4							1		
David Woodruff			3		1					1		
John Woodruff	1	1				1		2	1		1	4
John Woodruff			3		1		1				1	
Erasmus Woodruff	3		0	1	1			2		1		1
John Woodruff	3		0	1						1		1
John Woodruff	1			1				2		1		1
John Woodruff		2	1			1		1			1	
John Woodruff					1			1	1		1	3
John Woodruff					1			1		1		1
John Woodruff					1			3		1		1
John Woodruff	1			1				1	1			1
John Woodruff		2		2		1		1	1	1		1
John Woodruff	2	1				1		1		2	1	1
John Woodruff				1					1			
John Woodruff	2					1		1		1		1
John Woodruff	2					1		2		1		1
John Woodruff	2	2		3	1			2	1	3	1	11
John Woodruff			1		1			6	4		1	2
John Woodruff	1				1			3	1		1	1
John Woodruff	3				1			2		1		2
John Woodruff					1					1		3
John Woodruff					1		1					1
John Woodruff												3
John Woodruff					1			2		1		1
Totals	31	13	2	18	10	18	39	18	19	18	9	101

Heads of Families Female Slaves Total

Families	175	10	16	18	26	48	458	10	18	28	48	458
John Williams												
David McIlwain												
David Woodruff												
John Woodruff												
John Coffin												
Samuel Sawyer												
David Haines												
James Foster												
Orson Farce												
Solomon Woodruff												
John C. Woodruff												
David Woodruff												
John Woodruff												
John Woodruff												
Erasmus Woodruff												
John Woodruff												
John Woodruff												
John Woodruff												
John Woodruff												
John Woodruff												
John Woodruff												
John Woodruff												
John Woodruff												
John Woodruff												
Totals	3	12	12	5	24	14	9	3				

Families	White Males					White Females					Tot	
	10	16	18	26	45	45x	10	16	20	45		45x
Dudley Miller	2				1					1		3
John F. T. Low	2			1						1		3
Lease Hoard	1	1		1		1	2		1		1	4
David Evans	2	1			1		2			1		3
Robt Cole	2	1		1		1	1	2	1	1		7
W. Longjoy	2	2				1	2			1		5
Michael Burns	2	1			1			1		1		4
Beats Sand			1	1	0	1			0	1		3
Henry Denny			1					1				1
John Dean				2		1		1	1	1	1	3
Elisha Weston	2	1			1		2			1		3
Wm. Trucklan	3				1		1			1		1
Ed. Trucklan	1			1			2		1			1
Joseph Miller	2				1		2		1			1
James Webb	1				1		2			1		2
Deborah Marshall	2				1			1				3
Allen Gay		2	1			1		1	1		1	3
David Tucker	5	1	1		1		2		1			4
Samuel Emery	1	2			1			1				3
Ed. Harbeck	5				1			2		1		3
Edw. Holloway						1	0	0	2	0	1	1
James Brown	1	1			1	1	2	1	1		1	3
W. Anderson	1	2		1		1	2			1		3
Sam. Cow					2			1				3
Stephen Dancy		2				1		1	1		1	3
Samuel Bryant				1				1				1
W. W. C. Lee				3			1		1			3
J. S. Patrick				2	1							3
John Rogers					1		4	1		1		3
Samuel Neal	2	1		1		1	3		1	1		4
John L. Willis	2	1		1	1		3			1		4
Wheeler Long	1	2		1		1		3	1			3
Ed. Wilson	2	1			1	1	3	1	1			4
Edwin Chapman	1				1		1		1			3
Joseph Devers	3	1				1	1	1		1		3
Totals	48	24	3	1	1	14	38	16	31	15	6	137

Families	White Males					White Females					Tot	
	10	16	18	26	45	45x	10	16	20	45		45x
Dudley Miller												
John F. T. Low												
Lease Hoard												
David Evans												
Robt Cole												
W. Longjoy												
Michael Burns												
Beats Sand												
Henry Denny												
John Dean												
Elisha Weston												
Wm. Trucklan												
Ed. Trucklan												
Joseph Miller												
James Webb												
Deborah Marshall												
Allen Gay												
David Tucker												
Samuel Emery												
Ed. Harbeck												
Edw. Holloway												
James Brown												
W. Anderson												
Sam. Cow												
Stephen Dancy												
Samuel Bryant												
W. W. C. Lee												
J. S. Patrick												
John Rogers												
Samuel Neal												
John L. Willis												
Wheeler Long												
Ed. Wilson												
Edwin Chapman												
Joseph Devers												
Totals	25	1	11	5	3	20	14	9				9

Slaves of Families	White Males					White Females					Tot	
	10	15	20	25	30	10	15	20	25	30		
Samuel Hamilton	2	1	0	0	1	2	2	2	1	0	2	
L. Turner	2	1	1	1	3	3			1		5	
James Deland	2	1	2	1	2	1			1		5	
Wm. Flanagan				1			2		1		1	
Peter Gellman	2			1	3		1				2	
H. Edwards	1		1				1				1	
John H. Hill	1			1	2			1			1	
Amos Early			1								7	
Bey. Murray	1			1	1		1				3	
Robt. Sharp	1		1	2	1		1	2	1	1	0	
Manon Modely			2					1			2	
Henry Modely		3		1	1	3	1	1		1	1	
Silas Modely	2		2	1		1			1		4	
Elisha Modely	2		1	2		2			1		4	
Abner Chatman	1	1	2		1	1	2	1		1	5	
Richard Alden	1	2	3	1	1			3			5	
Chas. Foster	3	1		1	3	1		1			4	
Sam. Scott	1		2			1	2		1		13	
Ada Hearn	1	2		1	3			1			12	
Robt. Kilgore	3		1		2			1			0	
Hayward Boyne		3	1		1	1		1		1	5	
Thomas Shaw	2			1				1			1	
Gilbert Shaw		1	1		1	2				1	3	
Samuel Hamilton	2	1			1	1	1	1	1		3	
Noah Ramsay	3			1		1			1		3	
Sam. Lobbler	2	1	1		1	1	1	1	1		2	
Leedwell Watts	1			1		2	1	1			3	
H. Mosper	1			1		4		2			3	
Sam. Hardy	2			1		1	1	1			3	
Josiah Hardy	2			1		3	1	1			3	
Parker Niles	1			1		3		1			1	
W. A. Horne		1	1			1			1		3	
L. Roland	3			1		2	1		1		3	
E. Sturdevant	1			1		2		1			4	
Wm. & Fuller	1	1		1	1	3	2		1	1	2	
Totals	47	20	1	22	23	12	54	20	28	15	9	130

Slaves of Families	Male Slaves					Female Slaves					Free colored Persons					
	10	15	20	25	30	10	15	20	25	30	10	15	20	25	30	
Samuel Hamilton											2					1
L. Turner																
James Deland											5					2
Wm. Flanagan																
Peter Gellman											2					
H. Edwards																
John H. Hill																
Amos Early											4	1	2	1	1	2
Bey. Murray																
Robt. Sharp											2			4	1	1
Manon Modely																1
Henry Modely											1	3	1	1	2	2
Silas Modely											2				1	1
Elisha Modely											1	1	2			1
Abner Chatman																
Richard Alden											1				1	1
Chas. Foster												1				
Sam. Scott											8	2	2		2	1
Ada Hearn											8	2			6	2
Robt. Kilgore											0	0				
Hayward Boyne																
Thomas Shaw																
Gilbert Shaw											1	3				2
Samuel Hamilton											2					1
Noah Ramsay											1					2
Sam. Lobbler											0				0	0
Leedwell Watts											2				2	2
H. Mosper											1				2	3
Sam. Hardy											1		1			
Josiah Hardy											1				1	
Parker Niles																
W. A. Horne												1			1	
L. Roland											1				1	
E. Sturdevant											4				1	1
Wm. & Fuller															1	1
Totals											1	47	17	7	2	28

186
 Heads of
 White Heales White Females

Families	10	16	18	26	45	454	10	16	26	45	454	To	At
Neil Stone				1					1				1
B. Lavett	1			1	1		2		1				1
W. Holloway				1			2			1			1
Steph. Pace	2	1	1	1			2	2	3	1			3
G. B. Thorne	1			1			1		1				5
W. Fairchild	2	1			1		1		1		1		5
Stephen Pace	2	1	1		1		3	11		1			5
Thos. Key	1			1	1		1			1			1
Robt. Germany		1		1	1		1	1			1		9
Wm. B. Parker	4			1				2		1			5
Geo. Brown	3	1		1			1	2		1			4
John Malpica	3				1		2		1		1		4
G. Croft	2	1					1		2		1		7
J. Campbell	1			1			1		2		1		1
John P. Dyer	1	1			1		1		1	1			5
Flaming Gordon	1				1		3			1			10
Walt. Shannon	3	1		1	1		2	2	1				12
Wm. Gott	2			1	1		2			1			3
John Beard	3	3			1		1	1		1			3
Wm. Gargill	1			1		0	1	0	1				4
Benj. Fudge	3				1		2		1				5
Nichas. Wadston	1					1	1	1	3	1			3
John Mansford	2				1		2			1			1
Wm. W. Russell	1				1				1				3
Wm. Goldby	1				1				1		1		1
John Goolsby	2	3			2		2	1	1				3
John Kellett				1					1				1
Esau Powell					1		1		1				2
John Farley							1		1				3
Mesa Powell		1					1	1	2		1		7
L. Morgan		1			1				1		1		
Jos. White	2	1			1		3	1		1			
Wm. J. Harding	1				1				1				3
H. H. Humbuckle	1				1		1		1		1		1
Wm. Gill	1				1	1	2		1				12
	51	17	2	15	22	9	43	17	31	13	9	1	53

White Heales Female Heales True colored Person
 187

Families	10	14	26	45	454	10	26	45	454	10	26	45	454
	1	4	59	33	9	1	53	34	18				

Families	White Males					White Females					Tot	
	10	16	18	26	45	150	10	16	26	45		150
Samuel Lundel		1		1		1	1	1		1		3
Laurel Freeman				1		1	1					7
Robt Watson	3			1		1			1			3
Thos Rivers	2			1	1		2		1			10
James Griggs				2		1	1					5
H. Fitzpatrick						1	1				1	7
James Moore	2	1				1	1		1			
G. G. Heard				1			3					11
John Hagan	2	1		1		1	1	1	1			5
Thos Goolsby	4			1		1	1	2	1	1		2
Mark Matt	1			1		1			1			2
Thos Monk						1					1	1
Spencer Cran						1	1	1		1		16
Madam Reeves		2				1		1		1		7
Thos Gaston	2	1		1		2	1	1	1			5
Wm Reeves	2			1		1		1				1
John J Smith	3			1			1		1			2
John Askew		3		1			1	1		1		14
D Saffold						1			1	1		1
Samuel Powell	3			2			1		1			
Back: George								1				
William Byrd	3			1		1		1				1
Eliza Crow	1			1			4		1			3
R. H. Simmons	3					1	1	2		1		1
John Rowden	2			1				1				2
James Freeman	6			1				1				4
Spencer van Lan						1						7
Wm Wright	2	2		1		1			1			
John Hancock	1	2				1	1	0				3
Wm Shepshor				1		1		1	1			4
Allen Martin	1		1	1		2	1		1			3
John Vorwood	1	2		1		3	1		1			3
Rich Holman	2			1		2			1			1
James Moore	3	1				1	1		1			1
Charles Vann	4	2		1		1	1	1		1		3
Totals	52	18	1	8	19	13	33	19	11	21	6	137

Families	Male Slaves					Female Slaves					Free colored People							
	10	16	18	26	45	150	10	16	18	26	45	150	10	16	26	45	150	
Samuel Lundel																		
Laurel Freeman																		
Robt Watson																		
Thos Rivers																		
James Griggs																		
H. Fitzpatrick																		
James Moore																		
G. G. Heard																		
John Hagan																		
Thos Goolsby																		
Mark Matt																		
Thos Monk																		
Spencer Cran																		
Madam Reeves																		
Thos Gaston																		
Wm Reeves																		
John J Smith																		
John Askew																		
D Saffold																		
Samuel Powell																		
Back: George																		
William Byrd																		
Eliza Crow																		
R. H. Simmons																		
John Rowden																		
James Freeman																		
Spencer van Lan																		
Wm Wright																		
John Hancock																		
Wm Shepshor																		
Allen Martin																		
John Vorwood																		
Rich Holman																		
James Moore																		
Charles Vann																		
Totals	5	44	33	13	9	110	20	20	7				1	1				

Families	White Males					White Females					Tot.	Age		
	10	16	18	26	45-459	10	16	26	45	459				
John Simpson	2	1			1					1			3	
Isaac Leard	1		1	2	3	1		1	1		1		7	
Wm. Leard	1				1			1					1	
David Warren					1	3		1	1				1	
Joseph Warren	2				1	1		1					1	
James McKinnis	1				1		1	1					4	
Wm. Parks	2				1	3			1					
James H. Logan	1				1	2			1				1	
Lepe Clay	3				1	1			1				2	
Baily Freeman	3	2			1	3	0	1	1				7	
P. M. Kotier	1		1		1	2			1				30	
William Parks	2		1		1	2	3		1				10	
James W. Edwards				1					1					
Lewis Haver	1				1			1			1		2	
Wm. Spence	2				1	2		1						
John Medical				1		1			1				1	
Thos. Martin				2		1			1					
W. Kinnymore	1	1			1		2				1		1	
Thos. Dillor	1				1	2	1				1		1	
St. Linn	2			1	1	2			1					
John Peas	2				1					1			1	
Lynne Smith	2				1					1			1	
John Hobbs				1	1	1			1				10	
D. Veldbrand	3				1	1				1				
Augusta Cook	4				1					1			1	
Isaac Donnell	1				1	1				1			1	
Daniel Stagner	1				1	3				1			1	
James Peacock				1	1	2				1			3	
Wm. Porson	2				1					1			2	
Lepe Tucker		1		1	1					1	1		4	
John Selmore					1							1	3	
John W. Hawks		1	1	0	1	0	0	0	2	0	1		7	
George Funder				1	1				1	1	1		1	
Thos. Littlejohn	2			1	3	1			1				2	
James H. Allister	1				1	4	1			1			1	
Total	114	5	4	12	27	10	38	11	19	16	7		112	

Head of Female Head Free colored Persons 209
197

	10	26	45	459	14	26	45	459	14	26	45	459	14	26	45	459
	1															
Total	9	33	13	16	3	38	27	16	2	2	1					

Families	White Males					White Females					In	Ag	
	10	11	18	21	45	458	10	10	21	45			458
Pease	1			2		1		2	2				3
Wm. P. Linton		1				1	1			1	1		1
James Metch	2	2			1		5			1			5
Wm. S. Douglas	1	1		1		1	1	2			1		3
Young Thomson					1		4				1		1
Elizabeth Phillips	2	1			1		4	1		1			12
Nelson Colley	1	1			1		4			1			1
L. Tapp	1			1					1				1
Leah. Hawk						1				1			7
Sam. Gunter	2	4			1		1	1		1			2
Wm. S. D. D. D.	2	1			1		1	1	1		1		8
Wm. L. Grant	1	1				1		1			1		3
Abraham West		1			1		2			1			1
Allen J. Kelly	1	2			1		4	1			1		5
David Grant				1					1				1
H. S. Holland	2	1	1		1		2	1		1			11
Robt. Lubberton	1			1			2		1				1
James Hunter	1			1	1		2			1			1
Wm. Matthews	1			1	1					1			2
Wm. S. Parks		1		1			1	1					7
James Kelly	1	1				1			1				1
John Lumsden					1		4			1			1
Elizabeth Williams					1			1	1				1
John Foster	1				2		3		1	1			2
Wm. Osborn				1					1				1
William Osborn		1	1	2		1	3	3	1	1			4
Samuel Heath	2				1		1		1				1
James Dotter	2				1		1		1				1
Wm. Castleberry				1				1					3
Wm. Smith	1				1				1				1
James Brown				1					1				1
R. Robinson		1	1					1	1				4
Wm. Weston	2				1		2	1		1			4
John Henderson	1		1	1			3			1			1
Robt. Schafner	2			1						1			1
	32	20	4	16	19	7	51	15	18	16	5		107

Male Slaves Female Slaves Free Colored Persons																
10	11	18	21	45	458	10	10	21	45	458	10	10	21	45	458	
	4	4	21	10	11	3	33	12	15	3	3					

Heads of Families	White Males					White Females					Total	
	10	15	18	21	45-253	15	16	26	45	1158		Jan 1899
Wiley Kirk				1				1			1	
Barton Easton					1					1		
John Rowden				2	1	1				2		
Samuel Clark	1				1	2			1		1	
Jacob Driskoy	2				1	2			1		1	
W. R. Wood	1			1				1				
John Barton	3			1		2		1			1	
Albert Moore	1				1	1			1		1	
David Anderson				2				1			1	
Samuel Luntt					1	1		1				
Henry Bayley	2				1	2			1		1	
W. Lee	1				1	1			1		3	
R. Bickerstaff	2	1			1	2	3		1		4	
Thomas Ward						1					2	
Martha Horton				1				1			1	
John Wise	1			1				1	1		2	
John Hunt	3				1	1	2		1		3	
Isaac Smith				1				1			1	
James Wood	1	2	1		1	2			1		1	
Evan Evans	2		1	3	1	3	2		1		4	
Albert Moore	1				1	1		1			1	
W. Hutchison					1	2			1		3	
Henry Jordan	1	1			1	1		1	1		3	
Almon Wentston						1		1	5		1	
Abraham Linnon	2	1	1	1		1	1		1		2	
Thos. Gilliom					1			1			1	
Louisa Sharp				2					1		3	
Lane Robinson					1			1	1	1	3	
Leasa Stephens	2				1		3	1	1		1	
John S. M. Gray	1										3	
Leha? Bayley	2	1		3		1	2			1	3	
Wm B. Ginnon	1				1		1		1		3	
Francis Martin	3	1			2		2		1		3	
Abraham Echols		3			1		2			1	3	
Joseph Kay			1	1		1		1			3	
Total	31	11	4	19	18	11	23	12	19	13	10	103

Color	Male Slaves					Female Slaves					Free colored					Persons
	14	26	45	458	14	26	45	458	14	26	45	458	14	26	45	
Total	16	12	7	10	12	20	14	9	1							

Name	White Males					White Females					Total	
	10	11	18	25	45	45	10	16	26	45		45
Messrs Brooks					1		3	1		1		1
Michael Deane	1				1		3			1		1
Jos. Smith			1	1		1	2	3		1		2
Geo. Cunningham	1			1		1	4	2		1		2
Robt. Dean	2				1		2	1		1		1
Saml. Gordon					2				1			2
Wm. Bonfield	2	1			1		2			1		3
John A. Carter	1			1	1					1		3
David Perry				1					1		1	1
Saml. Crockett					1		2		1			3
Geo. Stephens						1					1	1
Allen Simmons	3				1			1		1		1
J. Wellington					1		3			1		1
W. W. Dorell		1			1			2		1		1
Elija Smart	1			1			3	2		1		2
James Colbat	1					1	1			1		1
John Westmanland	3	1				1	2			1		4
John Thompson		1	1	1	1			3		1		1
Moses Weldon	2	1		2		1	1	1	3		1	1
Whitfield Huff		1	1	2					1		1	3
Lejeu Robinson						1						4
Chas. Wickaby	2				1		2			1		1
Geo. Darden	1			1			1		1			4
Elija Smart	1		1				3	2	1	1		8
Thos. Green	3				1					1		2
R. Westmanland	2				1		1			1	1	4
Thos. Gargill				1								3
Arch. Hottel					1						1	1
James Rivers	1				1		2		1			1
Edy. M. Michael											1	3
Wm. Williams							2		1	1	1	1
Elizana Ricks	2	1					1				1	1
Cabitha Huff		2		3				1		1		4
Allen Perry	1				1			2		1		2
Wm. Thompson	1	1	1			1				1		3
Total	31	10	5	14	17	9	39	31	11	21	10	111

Name	Male Slaves					Female Slaves					Free colored					Total
	15	20	45	45	14	26	115	108	14	27	115	108	14	27	115	
Michael Deane																
Jos. Smith																
Geo. Cunningham																
Robt. Dean																
Saml. Gordon																
Wm. Bonfield																
John A. Carter																
David Perry																
Saml. Crockett																
Geo. Stephens																
Allen Simmons																
J. Wellington																
W. W. Dorell																
Elija Smart																
James Colbat																
John Westmanland																
John Thompson																
Moses Weldon																
Whitfield Huff																
Lejeu Robinson																
Chas. Wickaby																
Geo. Darden																
Elija Smart																
Thos. Green																
R. Westmanland																
Thos. Gargill																
Arch. Hottel																
James Rivers																
Edy. M. Michael																
Wm. Williams																
Elizana Ricks																
Cabitha Huff																
Allen Perry																
Wm. Thompson																
Total	3	10	9	8	1	20	16	12	4							

Heads of Families	White Males					White Females					In. Ag.	
	10	11	15	20	25	10	11	15	20	25		
William Brown					1					1		1
William Atkins	1		1		1	1				1		2
J. Bullard	3			1					1			1
Leahurst Rice	1			3	2		1			2		6
John Stearns	2				1		1			1		2
Coswell Buzo				1			2			1		2
Henry Paddy	4				1		3		1	1		3
Adam Alexander	4	1		2	2					1	2	8
Littlebury Smart		1		2		1	1			4	1	3
Henry J. Smart				2								4
Walter Smith	1				1		2			1		3
John Smith					1					1		1
James Casan	2			2						1		2
W. B. Smith					1					3		2
N. Urquhart	2				1			1		1		3
Wm. Urquhart	2	1			1			2		1		6
Thos. Bullard					1			4		1		1
James Thompson						1	1			1		1
Samuel Thomson	3				1			1	2	1		1
W. Gamel	2				1			2		1		1
W. Bucker					1					1		1
John T. Bucker	2				1					1		3
Benj. Humphrey						1	1			1		1
James Jones	3	1			1			2		1		1
Frank Duke	4				1					1		1
Nabecca Wood	1					1	1			1		2
S. Pining	1			1						1		2
Geo. Richardson	3	2			1			1		1		4
Leonard Correll	2			1		1	2	2				1
Abner White		1					1			1		3
W. Harbrough	1		2		1	0	2			1		0
Henry Thomson					1		1		2	2		3
James Moffatt					2						1	2
Leahurst Avery	1	1		1	1	1		1	1		1	3
Geo. Carter					1				2			3
Totals	45	8	1	17	27	7	34	6	24	21	7	135

Families	Male Slaves				Female Slaves				Free colored Persons				
	10	11	15	20	10	11	15	20	10	11	15	20	
William Brown													
William Atkins													
J. Bullard													
Leahurst Rice													
John Stearns													
Coswell Buzo													
Henry Paddy													
Adam Alexander													
Littlebury Smart													
Henry J. Smart													
Walter Smith													
John Smith													
James Casan													
W. B. Smith													
N. Urquhart													
Wm. Urquhart													
Thos. Bullard													
James Thompson													
Samuel Thomson													
W. Gamel													
W. Bucker													
John T. Bucker													
Benj. Humphrey													
James Jones													
Frank Duke													
Nabecca Wood													
S. Pining													
Geo. Richardson													
Leonard Correll													
Abner White													
W. Harbrough													
Henry Thomson													
James Moffatt													
Leahurst Avery													
Geo. Carter													
Totals	11	4	28	26	10	5	31	21	15	2	2	2	2

Name	White Males					White Females					Total	
	10	15	20	25	30	10	15	20	25	30		
Samuel	1			1		3	1		1		2	
Simon Stallings				1		1		1				
Samuel Duggell	2			1		1		1			5	
Thomas Cooper	1			1		1		1			1	
J. M. Cranston			1			1		1			1	
Geo. Deacock	4			1		1		1			1	
J. Bullock				1				1			1	
J. Wilkinson			1	1				1			2	
Thos. Thomson					1				1		2	
Henry Hopson	1	2			1	2		1			4	
Ely. Eaton								1			3	
Wm. Thompson	1				1			1			1	
Wm. Munster	1	1	1		1			1			5	
William White	2			1	4		2		1		1	
Samuel Thompson				1		2		1			1	
Wm. Barry				1	1			1	1		2	
W. Eggle				1	1						2	
John Clark	1	1		1		1	1	1			3	
Edward Edge	1	1	1	1	1		1	1			4	
Samuel Sawley				1		1		1			1	
Wm. White			2					1			2	
Andrew Mackay	2			1	1	1	1				1	
Robert White	1			1		2	1	1			2	
Thomas White	3	1		1		2		1			3	
John Folds	3	2	1	1	1		3				1	
Pleasant Potter	1	3	1	1	1	2	1	1				
Thos. Spain	3			1			1					
Arthur Davis		3	1				2	1			5	
Christopher Potter					1				1		4	
W. Williams	1	1		1		4		1			9	
Philip Bishop	2	1		2	1	1	6	1			5	
Wm. Spain				1		1	1				1	
John H. Barry	1	1		1	2	3	1	2	1		11	
Lynda Byrum	2			2			1				12	
Wm. DeForest					1	1			1		4	
Total	33	18	7	17	15	18	31	10	23	13	11	705

Name	White Males					White Females					Total	
	10	15	20	25	30	10	15	20	25	30		
Samuel	1											
Simon Stallings												
Samuel Duggell	2	2				2		1				
Thomas Cooper	1					1		1	1			
J. M. Cranston												
Geo. Deacock	1											
J. Bullock												
J. Wilkinson												
Thos. Thomson												
Henry Hopson												
Ely. Eaton												
Wm. Thompson												
Wm. Munster												
William White												
Samuel Thompson												
Wm. Barry												
W. Eggle												
John Clark												
Edward Edge												
Samuel Sawley												
Wm. White												
Andrew Mackay												
Robert White												
Thomas White												
John Folds												
Pleasant Potter												
Thos. Spain												
Arthur Davis												
Christopher Potter												
W. Williams												
Philip Bishop												
Wm. Spain												
John H. Barry												
Lynda Byrum												
Wm. DeForest												
Total	33	1	1	1	25	12	12	4				

Families	White Males					White Females						
	10	16	18	26	45	45	10	16	26	45	45	
Henry Abide	2				1		1			1		1
Benj Rogers	1	2				1	3	1		1		3
John Edwards		1		1	1	1			1		1	3
Rich. Austin	4				1				1			4
Thomas Green	1				1		3		1			2
Thos. Thimbleton	1	1			1		2	1		1		1
John Croxson						1						1
David Smith		2				1		1		1		3
James Sandley				1								
D. M. Smith	3				1		1	1		1		1
Thomas S. Smith	1				1		3			1		1
James Meard		2				1	3	1		1	0	3
Wm. Kimbrough	2	1	1	1		1	1	2	2		1	5
Wm. G. Thompson		1	1		1		4	1				4
Nathan Norris	1	1	1			1	1	2			1	3
John Maddox	4	1			1		2			1		4
Abraham Cox					1		3			1		1
Thos Davidson					1		3			1		1
Geo. Thompson	2				1		2			1		1
Wm. Baker	1			1		1	1	1				2
B. G. Smith	1				1		3			1		2
Thos. Mellson					1				1			1
J. B. Hochman					1				1			1
A. Hensforth	1	1		2		1	1		2		1	2
Benj. Lockett	2			1		1	3		1			11
John Martin				1		1	1			1		12
John Wolding	1		1	1			1		1			2
James Meard	2				1		2			1		1
David Haswell					2				1			5
James Hill		0		1						2		1
David Hillon		1		1		1	1	2		1		3
Wm. Green	3				1		1			1		1
Wm. Kennedy	2			1		1	1			1		6
J. M. Pearson				1					1			7
Wm. Nowland	2	2			1		1			1		1
Total	37	16	4	13	20	13	45	12	16	15	9	104

Families	Male Slaves					Female Slaves					Free Slaves						
	14	21	45	45	14	21	45	45	14	21	45	45	14	21	45	45	
Henry Abide																	
Benj Rogers																	
John Edwards																	
Rich. Austin																	
Thomas Green																	
Thos. Thimbleton																	
John Croxson																	
David Smith																	
James Sandley																	
D. M. Smith																	
Thomas S. Smith																	
James Meard																	
Wm. Kimbrough																	
Wm. G. Thompson																	
Nathan Norris																	
John Maddox																	
Abraham Cox																	
Thos Davidson																	
Geo. Thompson																	
Wm. Baker																	
B. G. Smith																	
Thos. Mellson																	
J. B. Hochman																	
A. Hensforth																	
Benj. Lockett																	
John Martin																	
John Wolding																	
James Meard																	
David Haswell																	
James Hill																	
David Hillon																	
Wm. Green																	
Wm. Kennedy																	
J. M. Pearson																	
Wm. Nowland																	
Total	1	1	32	15	9	2	25	10	12	3	1	1	1	1	1	1	1

Families of	White Males						White Females					
	10	16	25	45	45		10	16	25	45	45	Total
Daniel Lake	3	1	1		1		1	1	1	1		5
Augusta Cook	4				1					1		1
N. McCoy	3	1		2	1		2			1		3
Ed. Brooks	3	2		1	1		2			1		9
Francis Power				1					1			1
W. Warren	1				1		1		1			1
Mr. Thomas	4		1	1			1			1		3
Andrew Craig	2				1		3	1		1		2
Edw. Gordon		2				1	1				1	9
Zachary McKee	2				1		1	1		1		1
George Mitchell	1				1		2	1		1		1
James LaSalle	2				1					1		1
Dread Warren					1		2	1		1		1
Eliz. Bep.				1			1	1	1	1		6
J. L. Tardif		1	1	1			1			1		9
John Watson	1	1			1		1	1		1		2
Col. Hamber					1				1			2
Henry Carter		2	1			1	2	1		1		4
Ben. Fry				1		1	1		1	1		2
Nicholas Johnston	2	2			1		3			1		1
Mr. Peacock	1	3			1		2	1		1		4
John McCormac	1					1	2				1	1
Mr. G. Gury	2			1				1				3
Mr. Kennedy	2	2			1		1			1		4
Samuel Wade	2				1		3			1		1
Robert Bell	3			1	1		4		1	1	1	5
Marionne Jones	1	1	1			1	1		2			4
Washington Davis	1					1				1		
Es. Skelton	2			3	1		3			1	1	3
Morgan Colwell						1	1	1		1		1
Samuel Steagall	3	1				1		2	3	1		5
Estelle Johnson	1				1		2					
John Gardner	2	1			1		1	1	2			
Gen. W. Holland	2			1					1			3
Mr. Woodruff	3			1	1			2		1		1
Total	55	29	4	15	22	8	113	16	17	23	7	102

Families of	Arab Slaves						Female Slaves						Free colored Persons						
	10	16	25	45	45		10	16	25	45	45	Total	10	16	25	45	45	Total	
Daniel Lake																			
Augusta Cook																			
N. McCoy													1		3		5	2	
Ed. Brooks													4		1		1	1	
Francis Power																			
W. Warren																			
Mr. Thomas															1				
Andrew Craig													1		1		2		
Edw. Gordon													4		1	1	4	2	3
Zachary McKee																			
George Mitchell																			
James LaSalle																			
Dread Warren																			
Eliz. Bep.													1		2	1	1	3	1
J. L. Tardif													2		1		2	1	1
John Watson																			
Col. Hamber													1	1	1				
Henry Carter													1		1				1
Ben. Fry																			
Nicholas Johnston																			
Mr. Peacock																			
John McCormac																			
Mr. G. Gury													1					1	
Mr. Kennedy																			
Samuel Wade																			
Robert Bell															3				1
Marionne Jones																			
Washington Davis													1						
Es. Skelton															1				1
Morgan Colwell																			
Samuel Steagall																			
Estelle Johnson																			
John Gardner																			
Gen. W. Holland															7	3		3	6
Mr. Woodruff																			
Total	4	21	9	10	1	21	17	8	2	4	2	102							

Names of Families	White Males					White Females					Total	
	10	16	18	20	45	458	10	16	21	45		458
Wm. N. King								1			1	
Jas. M. Baker	1		1			1					1	
James Blackwood						1					1	
James Hines	3	1	1	1		1	1	2		1	8	
E. Woodwell	2	1			1	1	1	1		1	3	
Wm. Lockwood	2				1		2		1		2	
E. M. Matthews											7	
Thos. J. Tolson	1				1		1		1		2	
Geo. H. Taylor				1			1		1		5	
Geo. Abbott				1				1			1	
E. Abbott	1	1	1			1	1				7	
James Walker	2				1				1		1	
John Woodell	3			1			1		1		2	0
Wm. Vaughan	3	1		1	1		1		1	1	5	
Wm. Tyler	2	1			1		4	1		1	3	
Wm. C. Carter	1	2		1		1		1		1	10	
Ignatio Whipple		2	1		1					1	4	
Edw. Williams				1			1	1			1	
Wm. Johnston	1			1					1		1	
John H. Belmont				1			3			1	1	
John H. Stewart	2				1				1		1	
Mr. Lottin	1			1					1		1	
S. W. Duke	1			1					1		1	
R. Mayb	1				1		2		1	1	1	
John W. Belmont					1		3		1		1	
Wm. S. Galt		2	1			1		2		1	3	
Sam. Washby	1	1	2		1		2	1	1	1	2	
Samuel Carran					1				1		1	
Samuel Cook		2			1		2	1	1	1	3	
Benj. David	3				1		2			1	3	
John M. Handford	1			1					1		4	
John Hull	1	1			1		2		1		4	
John Hatley					1	1	2		1		7	
Geo. Mest			1	1	1				1		1	
Leop. Lovell	2				1		2		1		1	
Total	34	15	8	13	13	8	34	9	21	12	5	74

Names of Families	Male Slaves					Female Slaves					Free colored Persons					
	14	26	45	458	14	26	45	458	14	26	45	458	14	26	45	458
Wm. N. King																
Jas. M. Baker																
James Blackwood																
James Hines		4	3		1			4	3		1					
E. Woodwell		1	1			1										
Wm. Lockwood											1					
E. M. Matthews			2		5		1	1								
Thos. J. Tolson		1	1													
Geo. H. Taylor		1	3		1			1	1	1						
Geo. Abbott									1							
E. Abbott																
James Walker																
John Woodell					1		1									
Wm. Vaughan		1								1	2					
Wm. Tyler					1									1		
Wm. C. Carter		3	3							3						
Ignatio Whipple																1
Edw. Williams																
Wm. Johnston										1						
John H. Belmont																
John H. Stewart									1							
Mr. Lottin																
S. W. Duke																
R. Mayb																
John W. Belmont																
Wm. S. Galt																
Sam. Washby																
Samuel Carran																
Samuel Cook		5	2											1		
Benj. David																
John M. Handford										2	2					1
John Hull										2	1				3	
John Hatley										1						
Geo. Mest										2						
Leop. Lovell																
Total	9	22	27	3	2	11	13	1	1	1	1	1	1	1	1	1

Names	White Males					White Females					Total
	10	15	20	25	30	10	15	20	25	30	
James Phillips	2	1		1		1	2		1		1
John Kirkman	2		1	1			1	1			1
Hugh Middleton	1	1		1		3			1		2
Mr. Worgan		1	1					1		1	5
Jonathan Denton	1			1		1		1			1
John Denton				1	1			2		1	2
Mr. Stroud	1			1		1		1			2
James Watley				1	1	2		1			1
John D. Deane		1	1	1			1	2		1	4
Wm. R. Cuyler	1			1		1		1			1
John Gray	2			1		3	2	1			1
Leicester Tice			1	1			2			1	3
James Piquon	2	3	1			2	2		1		6
John Seal				1		1		1			1
Marking Jeyes	1			1		1		1			1
C. Maitland	4	1		3		1			1		6
Samuel Post	1		1	1		1	1		1		4
Mr. P. Maitland				1				1			1
John Deane	3	1					3				1
B. Fullwood	1	1				1		1			1
W. Holy	1			1		1		1			2
Uthla W. Carr		2		1		1		1			3
Sol. Tucker	3	1	1	1	1	3		1			5
W. McKee	2				1	4	1	1	1		3
Lot Smith	2	2		1	1	2	2		1		5
Rich. Willson	2	2		1		1	2		1		3
John Garden	1	1	1	1	1	1	2	1	1		4
C. Didwell	2	2							1		3
W. W. Cannon	2			1		2		1			3
Abner Brooks	1		1		1	3	2	1		1	4
Wm. S. Lloyd	1	1			1	3			1		2
Thos. W. Worgan				1					1		1
Henry Stee			1		1			1		1	1
J. W. Key	1			1		3		1			4
Wm. Lloyd					1					1	1
Total	40	31	8	13	20	15	42	21	19	15	109

Names	Male Slaves					Female Slaves					Free colored Persons				
	10	15	20	25	30	10	15	20	25	30	10	15	20	25	30
James Phillips															
John Kirkman															
Hugh Middleton															
Mr. Worgan															
Jonathan Denton															
John Denton															
Mr. Stroud															
James Watley															
John D. Deane															
Wm. R. Cuyler															
John Gray															
Leicester Tice															
James Piquon															
John Seal															
Marking Jeyes															
C. Maitland															
Samuel Post															
Mr. P. Maitland															
John Deane															
B. Fullwood															
W. Holy															
Uthla W. Carr															
Sol. Tucker															
W. McKee															
Lot Smith															
Rich. Willson															
John Garden															
C. Didwell															
W. W. Cannon															
Abner Brooks															
Wm. S. Lloyd															
Thos. W. Worgan															
Henry Stee															
J. W. Key															
Wm. Lloyd															
Total	2	10	5	3	5	21	13	10							1

Heads	White Males					White Females							
	10	15	25	45	458	10	15	25	45	458			
James Hunt	1		1			1		1					
James Thompson			1			1		1					
James Smith	3	2		1		1	1	1					
John B. Marshall		1			1	1			2				
John A. Patrick	3		1		1	1	2	2	1				
Edmund Dismore	2	1	1		1	2	1		1				
John L. Adams			1			2		1					
John C. Davis	2			1		3		1					
John Samuel	2	1		1			1	1					
Richard Mitchell				1		3		1		1			
Robt. Brown	1			1				1					
John Humphreys	1		1	1		4		1					
Robt. G. Harris	3			1		1		2					
John L. West	4	1		1			1	1	1				
Henry Lamb	1			1		2		1					
D. Montgomery		1	1		1	2	1		1				
Samuel Lane	1		1		1	5	3	1					
John Smith	2			1		1		1	1				
J. Kendrick			1					1					
J. Watson	2	1		1		2		1					
Henry Gady	1		1	1		1	1	1					
John B. Gady			1			1		1					
John Fildon	1			1		3		1					
E. Martin	2	2			2	3	1		1				
Elijah Reed	4				1	2	1	2	1				
Samuel Wood		1	1		1	4	2		1				
J. Bryan	1	2			1		2	1					
Stephen Duke	1		1		1			1					
James Farrell					1		1	2		1			
John A. Town	2		1	1		1		1					
John Bredon	1	2		1	1	1	1	1					
John Ruckard	3			1		2		1		1			
John Powell	2			1		2		1	1				
John Worthing				1				1					
Robt. Lamb					1	5		1					
Totals	43	15	4	12	20	11	53	17	22	24	6	3	100

Heads	Male Slaves					Female Slaves					Free colored Persons				
	10	15	25	45	458	10	15	25	45	458	10	15	25	45	458
James Hunt				1					1						
James Thompson										1					
James Smith															
John B. Marshall											5	2		1	
John A. Patrick															
Edmund Dismore											1				
John L. Adams															
John C. Davis															
John Samuel															
Richard Mitchell															
Robt. Brown															
John Humphreys															
Robt. G. Harris															
John L. West															
Henry Lamb															
D. Montgomery															
Samuel Lane															
John Smith															
J. Kendrick															
J. Watson															
Henry Gady															
John B. Gady															
John Fildon															
E. Martin															
Elijah Reed															
Samuel Wood															
J. Bryan															
Stephen Duke															
James Farrell															
John A. Town															
John Bredon															
John Ruckard															
John Powell															
John Worthing															
Robt. Lamb															
Totals	1	3	23	13	2	2	23	17	4	3	1	4	3	1	3

Families	White Males						White Females					
	10	15	18	25	45	453	10	15	25	45	453	Sum
Frank Weston	1				1		1			1	1	4
James D. Gibson	1				1		1		1			1
W. W. Pearson	3	1			1				1			4
B. Brown	3				1	3	2		1			9
James Crowley	2	2		1		1	2	1	2	1		8
St. Baker	1	1			1		1		2	1		2
W. Kennedy	2			1		1		1	1	1		3
John Gales	2				1					1		
John Shaw					1						1	
D. Rogers	1	1	1			1	3	2		1		4
Ely Stewart								2	1			
Thos. Byrnes	2	1		2	1		3	2	2			18
Robert Sumner				1			1	1	1			1
Amelia Buffoy	3	1		1	2		2	1	1	1		4
John Sparks Sr.	2	2		1	1		2			1		4
John G. Duran	1	1		1		1	1	1		1		3
R. Mance	2				1		3	2		1		1
Carroll Peasly	2	1	1		1		2	2		1		10
John Rivers	3	1	1	2	1		1	3		1	1	5
D. W. Willis	1					1	1			1		3
W. G. Egell	1				1		1		1	1		
John Hunt	4			1	2		1		1		1	4
Peter Johnston	1	1			1		3			1		
Samuel Davenport	1			1	1		1	1		1		6
James Phillips				1	1		4	3		1		6
James Duncan	2			1	2		4	1		1		3
Abijah Bellamy	1	2				1	1		1	1		5
Roll Trapp	3				1		3			1		1
W. Trapp			1	1		1						
W. West	4	1			1		1	1		1		3
N. Hooffatt	1				1		3		1			1
D. Bishop					1		1		1			1
Levi Donnell		1				1				1		6
Sam Barber					1	1				1	1	11
Josh. Hains	2	2			1		3			1	1	6
Totals	51	20	4	15	28	11	50	23	17	22	3	149

Families	Male						Female							
	10	15	18	25	45	453	10	15	25	45	453			
Frank Weston							1	1			1			
James D. Gibson														
W. W. Pearson										2	1			
B. Brown							1	1	3	1		1		
James Crowley												1		
St. Baker														
W. Kennedy							2	2		2				
John Gales							1							
John Shaw												1		
D. Rogers														
Ely Stewart														
Thos. Byrnes							10	5	2	1	10	2	2	1
Robert Sumner														
Amelia Buffoy														
John Sparks Sr.														
John G. Duran							3	3			2	1		
R. Mance									2					
Carroll Peasly							8	4	4	1	9	4	3	
John Rivers								1	2		2		3	
D. W. Willis							1	1		1	2		1	
W. G. Egell							1	1						
John Hunt							1	3		1	1		1	
Peter Johnston														
Samuel Davenport										2	1	1	1	
James Phillips										1		1	1	
James Duncan							1				1			
Abijah Bellamy							4		2		1		1	
Roll Trapp							3	3	1		4	4	1	
W. Trapp														
W. West							3	1			2		1	
N. Hooffatt														
D. Bishop														
Levi Donnell									5	1		11	3	
Sam Barber							7	4	1		5	1	2	
Josh. Hains							2	2	3	1	2	2	1	
Totals	5	37	39	23	4	47	28	17	5					

No. of 228 Families	White Males					White Females					Total	
	10	15	20	25	45	45	11	15	20	45		45
Geo. Corcoran					1					1	1	
Sam. Barwell	3				1	1			1		2	
Sam. Woodall			2		1	3			1			
Sam. Barwell	1	2		1	1	2			1			
Walter Burgess	1			1			1				4	
Mr. Sniff	2			1			1				1	
Sam. Walker	2	0	0	1	0	0	1	0			4	
Thomas Smith	1	3	1		1	1			1		1	
Henry Ware	2	1	1		1	2	1	1			10	
Edw. Deane	2	2			1	3			1		1	
James Wood	1	1				1	2	2	1		5	
James Miller				1	1	2	2		1		3	
John Jones					1	1					1	
S. Livingston	2				1		1				1	
W. B. Buchanan	0				1		1				1	
J. Buchanan		1		1	1		1		1		3	
John Reading	0				1		1				1	
J. Montgomery	1					3		1				
John Waring	2					1		1	0			
W. Conner	3					1		1				
John Foster	1				1			1			1	
John Deane					1	3		1				
Robt. Miller					1			1			2	
Genl. H. W. Deane					1			1			1	
Charles King				1			1				1	
James Conner	11				1		1				3	
Thomas Deane	2	1			1	1		1			1	
John Deane				1	1			1			2	
Mr. Deane	3				1	1		1			3	
Mr. Deane	2				1	2		1				
James Deane					1						1	
Mr. Deane	1				1	4					1	
Mr. Deane					1						1	
J. Deane	3	1		1	1	4		1			3	
John Deane	2				1	1	1					
	49	15	3	13	26	4	63	8	15	21	11	102

No. of 229 Families	White Males					White Females					Total	
	10	15	20	25	45	45	11	15	20	45		45
	11	19	19	4	1	25	19	15	5			

Families	White Males					White Females					Total	
	10	16	18	20	45	45	10	16	20	45		45
John H. Wainwright				1		1		1				14
John Dymond	2				1	2			1			7
John Chapin	1				1	5	1		1			4
Andrew Melden	1			1		1	2	1		1		8
Mr. Stephens	3	1			1	1			1			4
Rich. King				1		1	2	2		1		6
Geo. Winton	2	1			1	1			1			5
Adam Hays					1	1	1	1		1		5
Abner Latham	3				1	1			1			5
Sam. Crawford	2				1	3			1			5
John Fenwick	3				1			1				5
James Boone	3	1			1	3			1			8
A. Denton	1			1	1	1		1		1		5
James Lloyd						1				1		1
Thomas Conitt	1	4		1		1		1		1		7
James Warren	1				1	2	2			1		5
Mr. G. Wallis	1				1	1		1				1
Benj. & Dixon	1				2			1			1	4
James Lloyd				1				1				1
Lake William	1	4			1	1		1				10
Gov. Robinson	1				1	1		1				5
Abner Bartlett	2	1			1	2	1		1			7
J. Smith Jr.	1			1		1		1				2
John Williams				1		1		1				1
Samuel Wardwell	3				1	3			1			1
Mr. J. Short	1			1		1		1				1
John Kimbrough	1				1	3			1	1		1
John Moore	2	2			1	2	1	1		1		3
James Hooley				1				1				1
Josh. Grand	2				1	3			1			2
James Pardon	1			1		2		1				1
James Phillips					1		1			1		4
Isaac Fincher	1				1	2			1			1
Mr. Fincher				1				1				1
Henry Crawford	2		1		1			1				4
Total	43	14	1	13	20	9	45	11	18	14	8	104

Families	White Males					White Females					Total	
	10	16	18	20	45	45	10	16	20	45		45
John H. Wainwright												14
John Dymond												7
John Chapin												4
Andrew Melden												8
Mr. Stephens												4
Rich. King												6
Geo. Winton												5
Adam Hays												5
Abner Latham												5
Sam. Crawford												5
John Fenwick												5
James Boone												8
A. Denton												5
James Lloyd												1
Thomas Conitt												7
James Warren												5
Mr. G. Wallis												1
Benj. & Dixon												4
James Lloyd												1
Lake William												10
Gov. Robinson												5
Abner Bartlett												7
J. Smith Jr.												2
John Williams												1
Samuel Wardwell												1
Mr. J. Short												1
John Kimbrough												1
John Moore												3
James Hooley												1
Josh. Grand												2
James Pardon												1
James Phillips												4
Isaac Fincher												1
Mr. Fincher												1
Henry Crawford												4
Total	30	14	5	10	11	4	10	11	11	4	1	1

Families	10	16	11	26	45	45	11	10	26	45	45	11
James Johnston	1				1				1			
John Smith	1	1			1		2	1	2	1	1	2
John Henderson	3	1			1				1			1
James Wilson	3	1	1	2	1	1	1	3		1		7
John Johnson				1					1			3
James Woodruff	1				1		1		1			1
John Green	1				1		2	1	1			1
W. Caldwell	1			1			3		1			1
John Wiley				1					1			1
James Gibson					1		1		1			1
John King				2	1	1		1		1	1	1
J. Caldwell	1			1		1		1		1		1
John Jones	1	2	1			1		1		1		3
John Brown	2	2					1	2	1	1		3
Benjamin					1				1			1
W. Buchanan	1					1	1		1			3
John Davidson	1	1					2		1			1
J. Smith	1				1		1	1		1		1
John Clark						1			1			1
John Doolittle	1						1		1			1
James Spear	2				1		3		1			1
J. H. Clark	1				1		2		1			1
John Adams	1	2		1	1				1			1
John Anderson					1				1			1
John Lee	1				1		2		1			1
John Walker	2	2	1	1		1	2		1			1
John Mitchell	1	2	1			1	2		1			1
J. Daley					1							1
J. Morrison	3				1		1		1			1
John Wilson	1				1				1			1
C. H. Marshall				1	1		3		1			1
C. H. Brown					1			1				1
John Taylor		2	1		1		1	1		1		1
John Blake	1	1	1	1	1		2	2	0	1		1
John Cooper					1		3		1			1
TOTAL	27	11	3	12	13	11	13	10	17	17	7	114

Families	10	16	11	26	45	45	11	10	26	45	45	11
James Johnston										1	1	1
John Smith												
John Henderson												
James Wilson												
John Johnson												
James Woodruff												
John Green												
W. Caldwell												
John Wiley												
James Gibson												
John King												
J. Caldwell												
John Jones												
John Brown												
Benjamin												
W. Buchanan												
John Davidson												
J. Smith												
John Clark												
John Doolittle												
James Spear												
J. H. Clark												
John Adams												
John Anderson												
John Lee												
John Walker												
John Mitchell												
J. Daley												
J. Morrison												
John Wilson												
C. H. Marshall												
C. H. Brown												
John Taylor												
John Blake												
John Cooper												
TOTAL	33	30	9	22	24	9	22	24	9	22	24	9

250
The County of Salina is about Forty miles in length and twenty
in breadth. In taking the route that I was engaged in
about thirty days and upon an average travelled about 20
miles per day. In difficulties I had to overcome and
frequent obstructions presented themselves in leaving the main
travelling road in my way as each path and road
to travel over in my way was obstructed by plantations
having no almost impassable ground. I had to
traveling a great part of my journey and
a very considerable part of the journey in the
winter with some account of the
completion in the winter season
obtaining the same as

MICROCOPY

33

ROLL

6

